

Baroda BNP Paribas Banking And Financial Services Fund

(An open ended equity scheme investing in the Banking and Financial Services sector)

January 31, 2024

INVESTMENT APPROACH



KEY STATISTICAL RATIOS*

Sharpe Ratio	0.44
Beta	0.93
Standard Deviation	14.30%

FUND DETAILS

Fund Manager-

Fund Manager	Managing fund since	Experience
Sandeep Jain	14-Mar-22	16
Arjun Bagga	21-Oct-24	7

22 Inception Date
June 22, 2012

Category
Sectoral / Thematic

Benchmark Index (Tier - 1)
Nifty Financial Services TRI

Monthly AAUM* **AUM***
₹ 210.18 Crores ₹ 214.42 Crores

Application Amount:
Minimum Application Amount:
₹ 5,000 and in multiples of ₹ 1 thereafter.

Minimum Additional Application Amount:
₹ 1,000 and in multiples of ₹ 1 thereafter.

Load Structure

Exit Load: Redeemed or switched out from the date of allotment

Upto 30 days: 1%
After 30 days: Nil

For detailed load structure please refer Scheme Information Document of the scheme.

*The scheme is a 'Transferee Scheme', and accordingly, the ratios are being provided considering the weighted average NAVs of both the Transferor Scheme and Transferee Scheme.

*Monthly AAUM and AUM - Excluding inter-scheme Investments, if any, by other schemes of Baroda BNP Paribas Mutual Fund, as may be applicable.

Data as on January 31, 2024

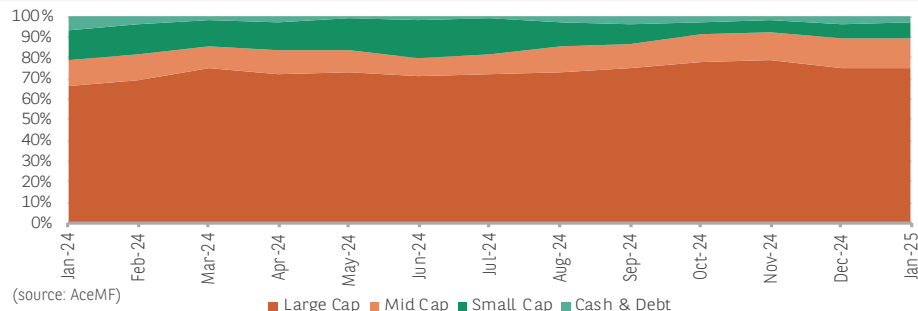
ABOUT THE FUND

- Baroda BNP Paribas Banking And Financial Services fund is an open ended fund investing in equity and equity related securities of companies engaged in the Banking & Financial Services Sector. The Banking and Financial Services sector is closely linked to the growth and development of the Indian economy over the last few decades
- The importance of the sector is also reflected in the fact that the sector has amongst the biggest weightages in most broad-based Indian stock indexes as mentioned in the table below
- The sector is expected to finance India's next phase of economic growth and investment acting as the lynchpin for capital expenditure and investments in India's economy
- Additionally, India is a relatively under penetrated market for most financial products like mutual funds, insurance, home loans, etc. This is a strong structural driver which may lead to growth over the medium to long term
- There are sub-sectors within financial services that are getting listed in recent years. Asset management, insurance, new age fintech firms may also provide additional investment opportunities for the fund

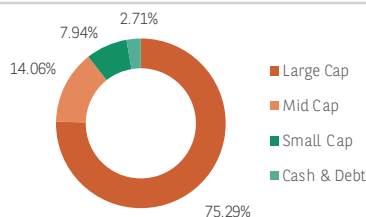
PORTFOLIO POSITIONING

- Compared to the previous month, we have increased our exposure towards Banks, Insurance and Capital Market players while Fintech exposure has been reduced.
- Within Banks, exposure has been increased towards both PSBs, large PVBs and even mid-size/regional Banks. Within NBFCs, we have increased exposure to HFCS and VFCs.
- Within insurance, we have increased exposure to life insurance.
- Mid and small cap exposure stands at 22%, compared to 21.9% as of the last month. Large Cap exposure stands at 75.3%, compared to 74.9% as of the last month.
- Cash position stands at 2.7% (Vs 3.2% last month).

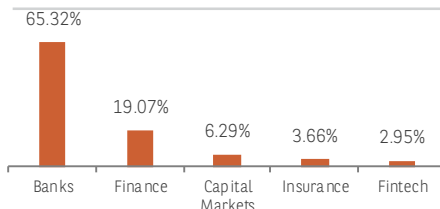
HISTORIC MARKET CAP (% of Net Assets)



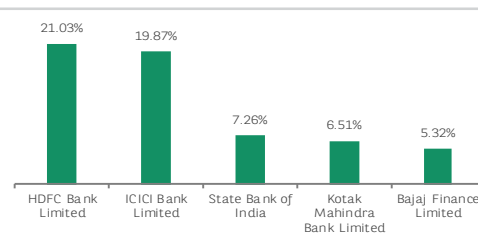
CURRENT MARKET CAP (% of Net Assets)



SECTOR ALLOCATION



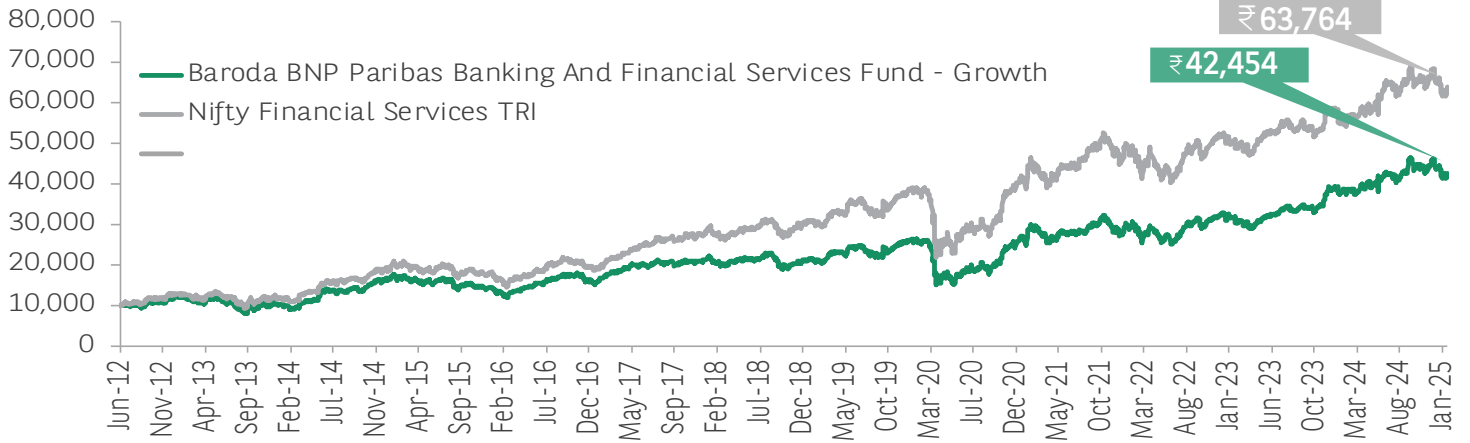
TOP 5 STOCKS*



Sector Allocation (% to net assets) have been considered as of the latest month end. Top 5 Stocks (% to net assets) have been considered as of the latest month end.

The sector(s)/stock(s) mentioned in this document do not constitute any recommendation of the same and Baroda BNP Paribas Mutual Fund may or may not have any future position in these sector(s)/stock(s). Further, the portfolio of the Scheme is subject to changes within the provisions and limitations of Scheme Information Document (SID). For further details on asset allocation, investment strategy and risk factors of the Scheme please refer to SID available on our website (www.barodabnp-paribasmf.in).

NAV MOVEMENT (₹10,000 Invested at Inception)



NAV & index values re-based to ₹ 10,000 depicting lump sum investment since the inception date of the fund.
Past performance may or may not be sustained in future and is not a guarantee of any future returns.
 The above chart show the NAV movement since inception to 31st January 2025

SIP PERFORMANCE

Period	Amount Invested In(₹)	Baroda BNP Banking and Financial Services (Regular Plan - Growth)		Nifty Financial Services TRI (Benchmark Index Tier-1)
		Returns (% CAGR*)	₹	Returns (% CAGR*)
Since Inception	15,20,000	12.29	34,78,506	14.61
10 Year SIP	12,00,000	12.14	22,58,406	13.81
5 Year SIP	6,00,000	15.53	8,85,139	14.06
3 Year SIP	3,60,000	15.21	4,51,303	12.19
1 Year SIP	1,20,000	3.58	1,22,318	5.77

If investor had invested Rs. 10,000 on the first working day of every month.

Past performance may or may not be sustained in future and is not a guarantee of any future returns.

*% Compounded Annual Growth Rate (CAGR) Returns are computed after accounting for the cash flow by using the XIRR method

PERFORMANCE OF BARODA BNP PARIBAS BANKING AND FINANCIAL SERVICES FUND

S.No	Scheme managed by Mr. Sandeep Jain & Mr. Arjun Bagga	1 Year		3 years		5 Years		Since Inception		Date of Inception of the Scheme
		Returns In ₹*	CAGR(%)	Returns In ₹*	CAGR(%)	Returns In ₹*	CAGR(%)	Returns In ₹*	CAGR(%)	
1	Baroda BNP Paribas Banking and Financial Services Fund	11041.92	10.42	14435.29	13.00	16564.26	10.61	42454.20	12.14	22-Jun-12
	Nifty Financial Services TRI	11442.51	14.43	13393.46	10.22	16816.08	10.94	63763.70	15.81	
	Additional Benchmark Nifty 50 TRI	10957.56	9.58	14058.46	12.01	20844.00	15.80	53205.45	14.16	

*Returns in ₹ show the value of 10,000/- invested for last 1 year, last 3 years, last 5 years and since inception respectively.

CAGR :- Compound annual growth rate

PERFORMANCE OF OTHER FUNDS MANAGED BY MR. SANDEEP JAIN (Who Manages Total 2 Schemes)

S.No	Scheme Name	CAGR%		
		Last 1 Year	Last 3 Years	Last 5 Years
1	Baroda BNP Paribas Multi Cap Fund	17.43	16.48	20.61
	Nifty 50 Multicap 50:25:25 TRI	9.65	16.12	20.98



Past performance may or may not be sustained in future and is not a guarantee of any future returns..

Data as on January 31, 2024

Kindly refer to the table below for fund managers & managing since details:

Scheme Name	Fund Managers	Managing Fund Since
Baroda BNP Paribas Banking and Financial Services Fund	Mr. Sandeep Jain Mr. Arjun Bagga	14-Mar-22 21-Oct-24
Baroda BNP Paribas Multi Cap Fund	Mr. Sanjay Chawla Mr. Sandeep Jain	01-Nov-15 14-Mar-22

Baroda BNP Paribas Banking and Financial Services Fund
(An open ended equity scheme investing in the Banking and Financial Services Sector)

	Scheme Riskometer^^	Benchmark (Tier 1) Riskometer^
<p>This product is suitable for investors who are seeking*:</p> <ul style="list-style-type: none"> Capital appreciation over long term. Investment predominantly in equity and equity related securities of companies engaged in the Banking & Financial Services Sector. <p>*Investors should consult their financial advisers if in doubt about whether the product is suitable for them.</p>	 <p>Investors understand that their principal will be at Very High risk</p>	 <p>Benchmark riskometer is at Very High risk</p>
<p>^^Riskometer For Scheme: basis it's portfolio, ^Riskometer For Benchmark (Nifty Financial Services TRI): basis it's constituents; as on January 31, 2025</p>		

DISCLAIMERS

Key Statistical Ratios - The information contained in this report has been obtained from sources considered to be authentic and reliable. This quantitative data does not purport to be an offer for purchase and sale of mutual fund units. The risk free rate of return considered for calculation of Sharpe ratio is 6.75%, as per 1 day MIBOR rate on the last business day of the month. Sharpe Ratio (annualised), Standard Deviation (annualised) and Beta are based on last 36 monthly data points. Information ratio aims to show consistency in generating excess returns relative to benchmark, which is measured by the tracking error. Tracking error is the measure of the deviation from the benchmark.

Market Capitalization as per SEBI - Large Cap: 1st - 100th company, Mid Cap: 101st - 250th company and Small Cap: 251st company onwards in terms of full market capitalization

Portfolio Positioning, Top 5 Sectors/Stocks - details contained herein is for general information purposes only and does not indicate assurance of future Scheme performance. The sector(s)/stock(s) mentioned in this document do not constitute any recommendation of the same and Baroda BNP Paribas Mutual Fund may or may not have any future position in these sector(s)/stock(s). Further, the portfolio of the Scheme is subject to changes within the provisions and limitations of Scheme Information Document (SID). For further details on asset allocation, investment strategy and risk factors of the Scheme please refer to SID available on our website (www.barodabnpparibasmf.in).

NAV Movement (Rs. 10,000 Invested at Inception) - All returns are for Regular Plan - Growth Option **Past performance may or may not be sustained in future and is not a guarantee of any future returns.** Returns do not take into account the load, if any.

SIP Performance - Returns do not take into account the load and taxes, if any. The data assumes investments in Regular Plan - Growth option. % CAGR Returns are computed after accounting for the cash flow by using the XIRR method (investment internal rate of return). The above investment simulation is for illustrative purpose only and should not be construed as a promise on minimum returns and safeguard of capital. the AMC/ Mutual fund is not guaranteeing or forecasting or promising any return. SIP does not assure a profit or guarantee protection against loss in a declining market.

*For detailed Portfolio holdings please refer to the Factsheet <https://www.barodabnpparibasmf.in/downloads/monthly-factsheet>

The risks associated with investments in equities include fluctuations in prices, as stock markets can be volatile and decline in response to political, regulatory, economic, market and stock-specific development etc. Please refer to Scheme Information Document for detailed Risk Factors, asset allocation, investment strategy etc.

The material contained herein has been prepared without regard to the individual financial circumstances and objectives of persons who receive it. This information is meant for general reading purpose only and is not meant to serve as a professional guide for the readers. Except for the historical information contained herein, statements in this publication, which contain words or phrases such as 'will', 'would', etc., and similar expressions or variations of such expressions may constitute 'forward-looking statements'. These forward-looking statements involve a number of risks, uncertainties and other factors that could cause actual results to differ materially from those suggested by the forward-looking statements. BBNPPAMIPL undertakes no obligation to update forward-looking statements to reflect events or circumstances after the date thereof. The words like believe/belief are independent perception of the Fund Manager and do not constitute as opinion or advice. Past performance may or may not be sustained in future and is not a guarantee of any future returns. This information is not intended to be an offer to see or a solicitation for the purchase or sale of any financial product or instrument. The information should not be construed as an investment advice and investors are requested to consult their investment advisor and arrive at an informed decision before making investments. Reliance upon information in this material is at the sole discretion of the reader. The Trustee, AMC, Mutual Fund, their directors, officers or their employees shall not be liable in any way for any direct, indirect, special, incidental, consequential, punitive or exemplary damages arising out of the information contained in this document.

BARODA BNP PARIBAS ASSET MANAGEMENT INDIA PVT. LTD.
Corporate Identity Number (CIN) : U65991MH2003PTC142972

201 (A), 2nd Floor, A Wing, Crescenzo, C-38 & C-39, G-Block, Bandra Kurla Complex, Mumbai 400 051 India.

Call 1800 2670 189 (toll free) | Visit www.barodabnpparibasmf.in

Mutual Fund investments are subject to market risks, read all scheme related documents carefully.