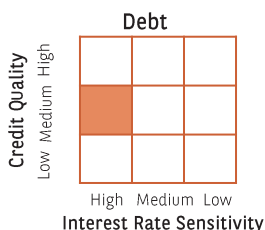


Baroda BNP Paribas Banking and PSU Bond Fund

(An open ended debt scheme predominantly investing in debt instruments of banks, Public Sector Undertakings, Public Financial Institutions and Municipal Bonds. A Relatively High Interest Rate Risk and Moderate Credit Risk Scheme)

February 28, 2025

INVESTMENT APPROACH



DEBT QUANTS

Yield to Maturity(%).....	7.20
Average Maturity (Years).....	5.00
Modified Duration (Years).....	3.72
Macaulay Duration (Years).....	3.91

FUND DETAILS

Fund Manager~

Category	Fund Manager	Managing Fund Since	Experience (in yrs)
Fixed Income	Gurvinder Singh Wasan	21-Oct-24	21
Fixed Income	Vikram Pamnani	11-Jul-24	14

17 Inception Date
December 17, 2020

Category
Banking and PSU Fund

Benchmark Index (Tier - 1)
CRISIL Banking and PSU Debt A-II Index

Monthly AAUM* AUM*
₹ 25.65 Crores ₹ 25.40 Crores

Application Amount:
Minimum Application Amount:
₹ 5,000/- & in multiples of ₹ 1/- thereafter
Minimum Additional Application Amount:
₹ 1,000/- & in multiples of ₹ 1/- thereafter

Load Structure
Exit Load: Nil

For detailed load structure please refer Scheme Information Document of the scheme.

*Monthly AAUM and AUM - Excluding inter-scheme Investments, if any, by other schemes of Baroda BNP Paribas Mutual Fund, as may be applicable

ABOUT THE FUND

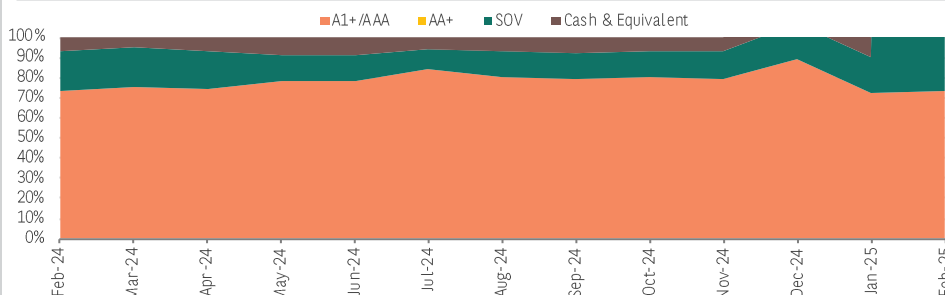
Baroda BNP Paribas Banking and PSU Bond Fund is a category of debt mutual fund that has emerged after the SEBI's categorization norms that will invest a minimum 80% of its assets in debt and money market instruments of banks, PSUs, PFIs and Municipal Bonds. These instruments are usually of higher credit quality & highly liquid as compared to instruments of other private sector issuers. The Fund aims to provide optimum returns while remaining focused on safety and liquidity as the investment strategy would be to invest in securities that may give consistent returns at moderate risks.

PORTFOLIO POSITIONING

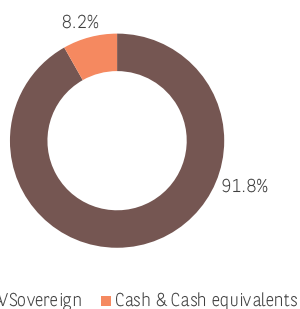
- During the month the Core Liquidity moved into deficit. The headline LAF had touched 3.56L crore deficit majorly due to RBI's FX intervention, GST outflows and muted Government spending.
- The Overnight Rates peaked initially at 6.75% and thereafter eased by 15bps to remain at 6.50%-6.60% post announcement of liquidity measures by the central bank.
- We expect RBI to use further measures on liquidity management to bring the system liquidity into neutral mode before embarking on rate cut cycle.
- The supply of corporate bonds in the primary segment (in Q4 2025 as well as Jan 2026) remained elevated keeping corporate bond spreads under pressure.
- We intend to maintain average duration between 3.50 - 4.00 years. We remain invested 100% in AAA and sovereign instruments as we find the corporate bond spreads in these tenors very attractive
- Further, we will be open to taking tactical duration calls.

(Source - BBNP Paribas Internal Research)
(Data as on - February 28, 2025)

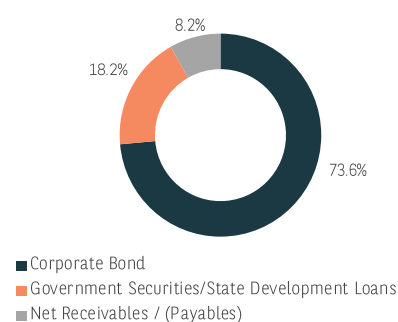
RATING ALLOCATION TREND (% of Net Assets)



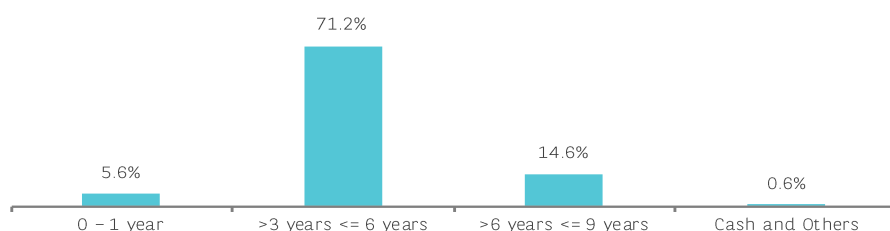
RATING ALLOCATION (% of Net Assets)



ASSET ALLOCATION (% of Net Assets)



MATURITY PROFILE (% of Net Assets)



Data as on February 28, 2025

TOP 10 HOLDINGS* (% of Net Assets)

Fixed Income Holdings	Security Type	Rating	% of Net Assets
7.32% GOI (MD 13/11/2030)	Government Securities	Sovereign	18.23%
Power Grid Corporation of India Limited	Corporate Debt	CRISIL AAA	8.22%
National Highways Authority Of India	Corporate Debt	CRISIL AAA	8.14%
Export Import Bank of India	Corporate Debt	CRISIL AAA	8.14%
National Bank For Agriculture and Rural Development	Corporate Debt	CRISIL AAA	7.90%
State Bank of India	Corporate Debt	CRISIL AAA	7.78%
REC Limited	Corporate Debt	CRISIL AAA	7.64%
Bharat Sanchar Nigam Limited	Corporate Debt	CRISIL AAA(CE)	7.63%
Housing & Urban Development Corporation Limited	Corporate Debt	ICRA AAA	6.13%
Indian Railway Finance Corporation Limited	Corporate Debt	CRISIL AAA	6.01%

The sector(s)/stock(s) mentioned in this document do not constitute any recommendation of the same and Baroda BNP Paribas Mutual Fund may or may not have any future position in these sector(s)/stock(s). Further, the portfolio of the Scheme is subject to changes within the provisions and limitations of Scheme Information Document (SID). For further details on asset allocation, investment strategy and risk factors of the Scheme please refer to SID available on our website (www.barodabnpparibasmf.in).

PERFORMANCE OF BARODA BNP PARIBAS BANKING AND PSU BOND FUND

S.No	Scheme managed by Mr. Vikram Pamnani & Mr. Gurvinder Singh Wasan	1 Year		3 years		5 Years		Since Inception		Date of Inception of the Scheme
		Returns In ₹*	CAGR(%)	Returns In ₹*	CAGR(%)	Returns In ₹*	CAGR(%)	Returns In ₹*	CAGR(%)	
1	Baroda BNP Paribas Banking and PSU Bond Fund	10759.78	7.60	11877.21	5.90	N.A.	N.A.	12445.30	5.34	17-Dec-20
	Benchmark - CRISIL Banking and PSU Debt A-II Index	10712.47	7.12	11935.73	6.07	N.A.	N.A.	12452.22	5.36	
	Additional Benchmark - CRISIL 10 Year Gilt Index	10906.10	9.06	12172.06	6.76	N.A.	N.A.	12269.70	4.99	

*Returns in ₹ show the value of 10,000/- invested for last 1 year, last 3 years, last 5 years and since inception respectively.
CAGR :- Compound annual growth rate

Past performance may or may not be sustained in future and is not a guarantee of any future returns. Returns do not take into account the load, if any. Returns are for growth option. Different plans shall have a different expense structure. The performance details provided above for Debt Funds are for Direct plan.

For Other funds managed by the fund manager , please [Click here](#)

Product labelling

Baroda BNP Paribas Banking and PSU Bond Fund

(An open ended debt scheme predominantly investing in debt instruments of banks, Public Sector Undertakings, Public Financial Institutions and Municipal Bonds. A relatively High Interest Rate Risk and Moderate Credit Risk scheme)

This product is suitable for investors who are seeking*:

- ▶ Generate returns over short to medium term
- ▶ Invest primarily in debt instruments of Banks, PFIs, PSUs and Municipal Bonds.

Scheme Riskometer^^

Investors understand that their principal will be at Moderate risk.

Benchmark (Tier 1) Riskometer^^

Benchmark riskometer is at Low to Moderate risk.

^^Riskometer For Scheme: basis it's portfolio, ^^Riskometer For Benchmark (CRISIL Banking and PSU Debt A-II Index): basis it's constituents; as on February 28, 2025

*Investors should consult their financial advisers if in doubt about whether the product is suitable for them.

Potential Risk Class (PRC) matrix*			
Credit Risk (Max)–	Relatively Low: Class A (CRV>=12)	Moderate: Class B (CRV>=10)	Relatively High: Class C (CRV<10)
Interest Rate Risk (Max)↓			
Relatively Low: Class I (MD<=1year)			
Moderate: Class II (MD<=3year)			
Relatively High: Class III (Any MD)		B-III	

MD=Macaulay Duration, CRV=Credit Risk Value.

The above PRC matrix denotes the maximum risk that the Scheme can take i.e. maximum interest rate risk (measured by MD of the scheme) and maximum credit risk (measured by CRV of the scheme).

Data as on February 28, 2025

DISCLAIMERS

***Concept of Macaulay duration** - The Macaulay Duration is a measure of a bond's sensitivity to interest rate changes. It is expressed in annual terms. It is the weighted average term to maturity of the cash flows from a bond. The weight of each cash flow is determined by dividing the present value of the cash flow by the price. Factors like a bond's price, maturity, coupon, yield to maturity among others impact the calculation of Macaulay duration. The Macaulay duration can be viewed as the economic balance point of a group of cash flows. Another way to interpret the statistic is that it is the weighted average number of years an investor must maintain a position in the bond until the present value of the bond's cash flows equals the amount paid for the bond. As it provides a way to estimate the effect of certain market changes on a bond's price, the investor can choose an investment that will better meet his future cash needs.

#Sectoral Composition, Top 10 Holdings - The sector(s)/stock(s) mentioned in this document do not constitute any recommendation of the same and Baroda BNP Paribas Mutual Fund may or may not have any future position in these sector(s)/stock(s). Further, the portfolio of the Scheme is subject to changes within the provisions and limitations of Scheme Information Document (SID). For further details on asset allocation, investment strategy and risk factors of the Scheme please refer to SID available on our website (www.barodabnpparibasmf.in)

Debt Quants - The information contained in this report has been obtained from sources considered to be authentic and reliable. The quantitative data does not purport to be an offer for purchase and sale of mutual fund units.

Portfolio Positioning, Rating Allocation Trend - details contained herein is for general information purposes only and does not indicate assurance of future Scheme performance. The portfolio of the Scheme is subject to changes within the provisions and limitations of Scheme Information Document (SID). For further details on asset allocation, investment strategy and risk factors of the Scheme, please refer to SID available on our website (www.barodabnpparibasmf.in).

The material contained herein has been prepared without regard to the individual financial circumstances and objectives of persons who receive it. This information is meant for general reading purpose only and is not meant to serve as a professional guide for the readers. Except for the historical information contained herein, statements in this publication, which contain words or phrases such as 'will', 'would', etc., and similar expressions or variations of such expressions may constitute 'forward-looking statements'. These forward looking statements involve a number of risks, uncertainties and other factors that could cause actual results to differ materially from those suggested by the forward-looking statements. BBNPPAMIPL undertakes no obligation to update forward-looking statements to reflect events or circumstances after the date thereof. The words like believe/belief are independent perception of the Fund Manager and do not construe as opinion or advise. This information is not intended to be an offer to sell or a solicitation for the purchase or sale of any financial product or instrument. The information should not be construed as an investment advice and investors are requested to consult their investment advisor and arrive at an informed investment decision before making any investments. The sector(s) mentioned in this document do not constitute any recommendation of the same and Baroda BNP Paribas Mutual Fund may or may not have any future position in these sector(s). The Trustee, AMC, Mutual Fund, their directors, officers or their employees shall not be liable in any way for any direct, indirect, special, incidental, consequential, punitive or exemplary damages arising out of the information contained in this document.

BARODA BNP PARIBAS ASSET MANAGEMENT INDIA PVT. LTD.

Corporate Identity Number (CIN) : U65991MH2003PTC142972

201 (A), 2nd Floor, A Wing, Crescenzo, C-38 & C-39, G-Block, Bandra Kurla Complex, Mumbai 400 051 India.

Call 1800 2670 189 (toll free) | Visit www.barodabnpparibasmf.in

Mutual Fund investments are subject to market risks, read all scheme related documents carefully.
