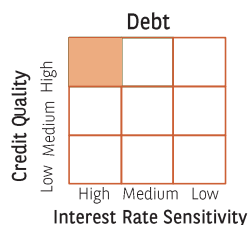


Baroda BNP Paribas Credit Risk Fund (scheme has two segregated portfolio's)

(An open-ended debt scheme predominantly investing in AA and below rated corporate bonds (excluding AA+ rated corporate bonds). A Relatively High Interest Rate Risk and High Credit Risk)

February 28, 2025

INVESTMENT APPROACH



DEBT QUANTS

Yield to Maturity(%).....	8.09
Average Maturity (Years).....	3.40
Modified Duration (Years).....	2.32
Macaulay Duration (Years)	2.44

FUND DETAILS



Fund Manager~

Category	Fund Manager	Managing Fund Since	Experience (in yrs)
Fixed Income	Gurvinder Singh Wasan	21-Oct-24	21
Fixed Income	Vikram Pamnani	11-Jul-24	14



Inception Date

January 23, 2015



Category

Credit Risk Fund



Benchmark Index (Tier - 1)

CRISIL Credit Risk Debt B-II Index



Monthly AAUM*

₹ 174.44 Crores

AUM*

₹ 175.93 Crores



Application Amount:

Minimum Application Amount:
₹ 5,000 and in multiples of ₹ 1 thereafter.

Minimum Additional Application Amount:

₹ 1,000 and in multiples of ₹ 1 thereafter.



Load Structure

Exit Load: • If units are redeemed upto 10% of the units, on or before one year from the date of allotment Nil
2. If units are redeemed over and above the 10% limit, on or before one year from the date of allotment: 1% of the applicable Net Asset Value (NAV)
3. If units are redeemed after one year from the date of allotment: Nil

For detailed load structure please refer Scheme Information Document of the scheme.

*Monthly AAUM and AUM - Excluding inter-scheme Investments, if any, by other schemes of Baroda BNP Paribas Mutual Fund, as may be applicable

Note on Segregated Portfolio: Due to credit event (Default of debt servicing by Yes Bank on March 6, 2020), securities of Yes Bank have been segregated from the scheme's portfolio w.e.f March 6, 2020. Yes Bank had, on March 14, 2020, informed the Stock Exchanges that the AT1 bonds were fully written down and had extinguished with immediate effect pursuant to Master Circular- Basel III Capital Regulations dated July 01, 2015 read with Section 45 of the Banking Regulation Act, 1949. On March 16, 2020, Axis Trustee Services Ltd., debenture trustee for the AT1 bonds, had filed a writ petition in the Hon'ble High Court, Mumbai, inter alia seeking relief from the Court to set aside the decision to write off the AT1 bonds, and that the matter was sub-judice before the Hon'ble Court. Kindly refer to SID/KIM for complete details on segregation of portfolio

ABOUT THE FUND

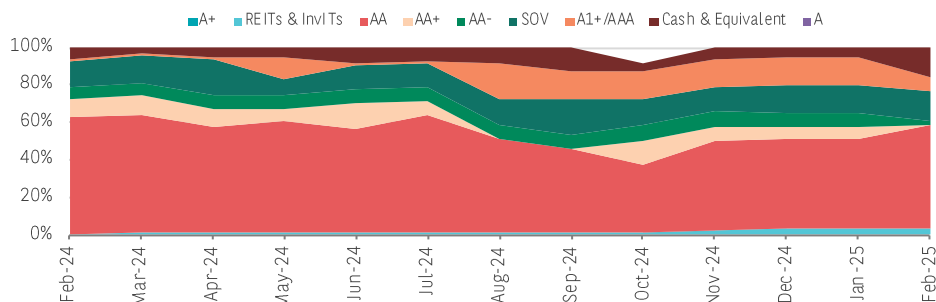
Baroda BNP Paribas Credit-risk fund is a debt fund which have at least 65% of their investments in AA (excluding AA+) and below rated corporate bonds. The fund aims to generate high returns by taking higher credit risks and invest in lower-rated papers. This fund invests based on short to medium term interest rate view and shape of the yield curve. They typically maintain a moderate duration of up to 2 years and invests in well researched credits / structures for yield enhancement. The fund looks for opportunities in the fixed income segment across varying interest rates cycle. Investing in such funds aims to give investors the benefit of generating income in both rising and falling interest rate environment. The fund has adequate exposure towards AAA bonds, G-Sec & money market instruments for ensuring liquidity.

PORTFOLIO POSITIONING

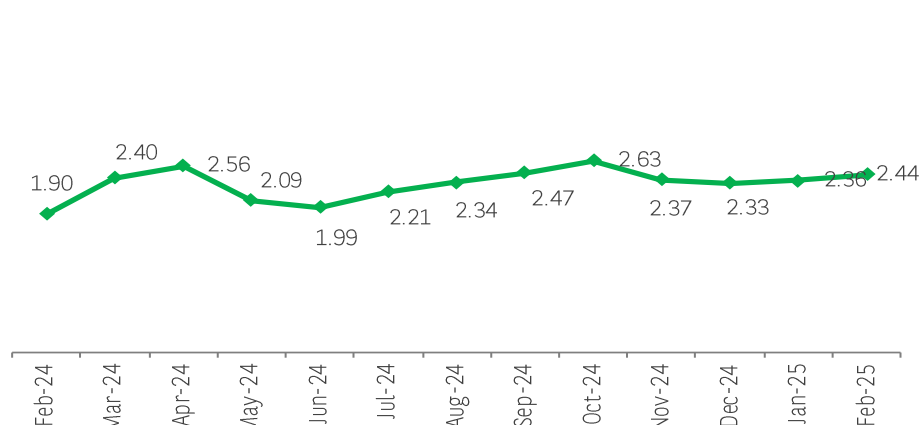
- RBI in its MPC of Feb 2025 has cut the repo rate by 25bps for the first time in 5 years. The cut was delivered with 6-0 vote, while maintaining the stance neutral.
- The Benchmark yield rose by 5-7bps after the policy as MPC delayed the new norms of LCR by one more year that would have forced banks to buy extra Government securities but would have impacted negatively on banks' credit growth
- India's credit growth remained stagnant at around 11% for the past three month. However, the pace of credit growth has significantly slowed down from last two years.
- Pressure remained with deposit growth as well, the deposit growth increased to 10.6% in Feb-25 compared to 9.8% last month, but similar to the levels of Feb 2023.
- As mandated, we remain invested more than 56% in good quality AA and below AA assets. We have added new assets during the month to enhance the yield of the portfolio
- We have allocated small amount REITS and INVITS to enhance the potential return of the fund.
- We intend to maintain Average duration between 2.00 - 2.75 years.
- The scheme remains open to tactical duration calls.

(Source - BBNP Paribas Internal Research)
(Data as on - February 28, 2025)

RATING ALLOCATION TREND (% of Net Assets)

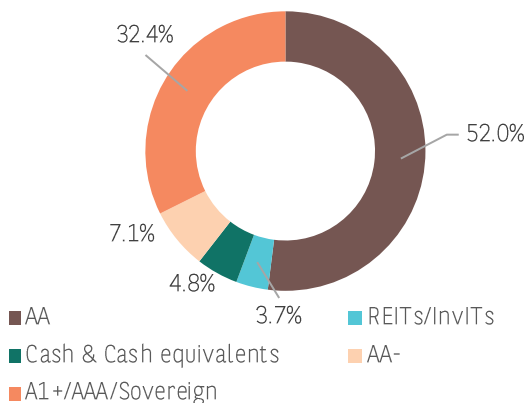


MACAULAY DURATION (In years)

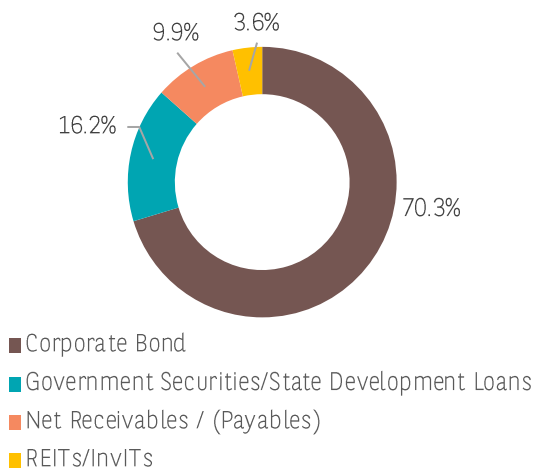


Data as on February 28, 2025

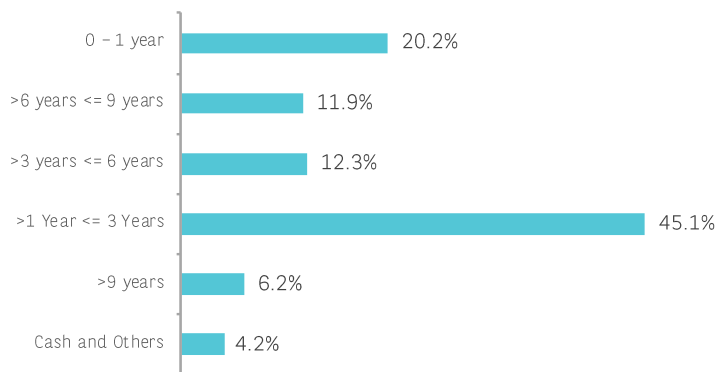
RATING ALLOCATION (% of Net Assets)



ASSET ALLOCATION (% of Net Assets)



MATURITY PROFILE (% of Net Assets)



TOP 10 HOLDINGS* (% of Net Assets)

Fixed Income Holdings	Security Type	Rating	% of Net Assets
Nirma Limited	Corporate Debt	CRISIL AA	8.04%
Nuvoco Vistas Corporation Limited	Corporate Debt	CRISIL AA	7.94%
360 One Prime Limited	Corporate Debt	CRISIL AA	7.67%
7.32% GOI (MD 13/11/2030)	Government Securities	Sovereign	7.61%
Piramal Capital & Housing Finance Limited	Corporate Debt	ICRA AA	7.60%
Tata Projects Limited	Corporate Debt	FITCH AA	7.38%
JSW Steel Limited	Corporate Debt	ICRA AA	7.38%
Adani Ports and Special Economic Zone Limited	Corporate Debt	ICRA AAA	5.76%
Vedanta Limited	Corporate Debt	ICRA AA	5.66%
Motilal Oswal Home Finance Limited	Corporate Debt	ICRA AA	3.98%

The sector(s)/stock(s) mentioned in this document do not constitute any recommendation of the same and Baroda BNP Paribas Mutual Fund may or may not have any future position in these sector(s)/stock(s). Further, the portfolio of the Scheme is subject to changes within the provisions and limitations of Scheme Information Document (SID). For further details on asset allocation, investment strategy and risk factors of the Scheme please refer to SID available on our website (www.barodabnpparibasmf.in).

PERFORMANCE OF BARODA BNP PARIBAS CREDIT RISK FUND

S.No	Scheme managed by Mr. Vikram Pamnani & Mr. Gurvinder Singh Wasan	1 Year		3 years		5 Years		Since Inception		Date of Inception of the Scheme
		Returns In ₹*	CAGR(%)	Returns In ₹*	CAGR(%)	Returns In ₹*	CAGR(%)	Returns In ₹*	CAGR(%)	
1	Baroda BNP Paribas Credit Risk Fund ⁶ (scheme has two segregated portfolio)	10893.25	8.93	12449.05	7.57	15281.21	8.84	23584.10	8.86	23-Jan-15
	Benchmark - CRISIL Credit Risk Debt B-II Index	10807.47	8.07	12309.99	7.17	14314.12	7.43	22130.56	8.18	
	Additional Benchmark - CRISIL 10 Year Gilt Index	10906.10	9.06	12172.06	6.76	13014.85	5.41	18979.86	6.55	

*Returns in ₹ show the value of 10,000/- invested for last 1 year, last 3 years, last 5 years and since inception respectively.

CAGR :- Compound annual growth rate

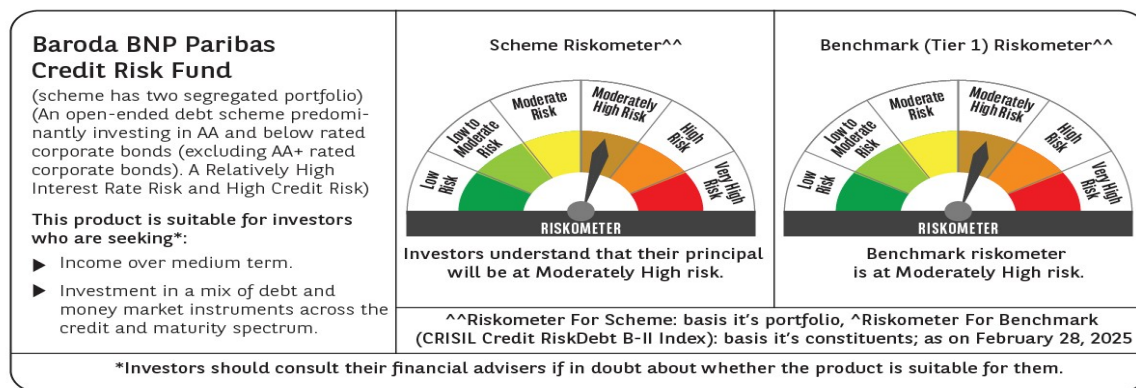
Past performance may or may not be sustained in future and is not a guarantee of any future returns. Returns do not take into account the load, if any. Returns are for growth option. Different plans shall have a different expense structure. The performance details provided above for Debt Funds are for direct plan.

⁶Impact of segregation Fall in NAV - Mar 6, 2020 v/s Mar 5, 2020 : -2.24%

For Other funds managed by the fund manager , please [Click here](#)

Data as on February 28, 2025

Product Labelling



Potential Risk Class (PRC) matrix*			
Credit Risk (Max)– Interest Rate Risk (Max):	Relatively Low: Class A (CRV>=12)	Moderate: Class B (CRV>=10)	Relatively High: Class C (CRV<10)
Relatively Low: Class I (MD<=1 year)			
Moderate: Class II (MD<=3 year)			
Relatively High: Class III (Any MD)			C-III

MD=Macaulay Duration, CRV=Credit Risk Value.

The above PRC matrix denotes the maximum risk that the Scheme can take i.e. maximum interest rate risk (measured by MD of the scheme) and maximum credit risk (measured by CRV of the scheme).

DISCLAIMERS

***Concept of Macaulay duration** - The Macaulay Duration is a measure of a bond's sensitivity to interest rate changes. It is expressed in annual terms. It is the weighted average term to maturity of the cash flows from a bond. The weight of each cash flow is determined by dividing the present value of the cash flow by the price. Factors like a bond's price, maturity, coupon, yield to maturity among others impact the calculation of Macaulay duration. The Macaulay duration can be viewed as the economic balance point of a group of cash flows. Another way to interpret the statistic is that it is the weighted average number of years an investor must maintain a position in the bond until the present value of the bond's cash flows equals the amount paid for the bond. As it provides a way to estimate the effect of certain market changes on a bond's price, the investor can choose an investment that will better meet his future cash needs.

#Sectoral Composition, Top 10 Holdings - The sector(s)/stock(s) mentioned in this document do not constitute any recommendation of the same and Baroda BNP Paribas Mutual Fund may or may not have any future position in these sector(s)/stock(s). Further, the portfolio of the Scheme is subject to changes within the provisions and limitations of Scheme Information Document (SID). For further details on asset allocation, investment strategy and risk factors of the Scheme please refer to SID available on our website (www.barodabnpparibasmf.in)

Debt Quants - The information contained in this report has been obtained from sources considered to be authentic and reliable. The quantitative data does not purport to be an offer for purchase and sale of mutual fund units.

Portfolio Positioning, Rating Allocation Trend - details contained herein is for general information purposes only and does not indicate assurance of future Scheme performance. The portfolio of the Scheme is subject to changes within the provisions and limitations of Scheme Information Document (SID). For further details on asset allocation, investment strategy and risk factors of the Scheme, please refer to SID available on our website (www.barodabnpparibasmf.in).

The material contained herein has been prepared without regard to the individual financial circumstances and objectives of persons who receive it. This information is meant for general reading purpose only and is not meant to serve as a professional guide for the readers. Except for the historical information contained herein, statements in this publication, which contain words or phrases such as 'will', 'would', etc., and similar expressions or variations of such expressions may constitute 'forward-looking statements'. These forward looking statements involve a number of risks, uncertainties and other factors that could cause actual results to differ materially from those suggested by the forward-looking statements. BBNPPAMIPL undertakes no obligation to update forward-looking statements to reflect events or circumstances after the date thereof. The words like believe/belief are independent perception of the Fund Manager and do not construe as opinion or advice. This information is not intended to be an offer to sell or a solicitation for the purchase or sale of any financial product or instrument. The information should not be construed as an investment advice and investors are requested to consult their investment advisor and arrive at an informed investment decision before making any investments. The sector(s) mentioned in this document do not constitute any recommendation of the same and Baroda BNP Paribas Mutual Fund may or may not have any future position in these sector(s). The Trustee, AMC, Mutual Fund, their directors, officers or their employees shall not be liable in any way for any direct, indirect, special, incidental, consequential, punitive or exemplary damages arising out of the information contained in this document.

BARODA BNP PARIBAS ASSET MANAGEMENT INDIA PVT. LTD.

Corporate Identity Number (CIN) : U65991MH2003PTC142972

201 (A), 2nd Floor, A Wing, Crescenzo, C-38 & C-39, G-Block, Bandra Kurla Complex, Mumbai 400 051 India.

Call 1800 2670 189 (toll free) | Visit www.barodabnpparibasmf.in

Mutual Fund investments are subject to market risks, read all scheme related documents carefully.