

# Baroda BNP Paribas Flexi Cap Fund

(An Open ended dynamic equity scheme investing across large cap, mid cap, small cap companies)



December 31, 2024

## INVESTMENT APPROACH



## FUND DETAILS

Fund Manager-		
Fund Manager^	Managing fund since	Experience
Sanjay Chawla	17-Aug-22	33

**20** Inception Date  
August 17, 2022

**Category**  
Flexi Cap Fund

**Benchmark Index (Tier - 1)**  
Nifty 500 Total Return Index (TRI)

**Monthly AAUM\***    **AUM\***  
₹ 1,334.66 Crores    ₹ 1,313.24 Crores

**Application Amount:**  
Minimum Application Amount:  
₹ 5,000/- & in multiples of ₹ 1/- thereafter  
Minimum Additional Application Amount:  
₹ 1,000 and in multiples of ₹ 1 thereafter.

**Load Structure**  
Exit Load: **Upto 12 months** - Redeemed or switched out upto 10% of the allotment: Nil  
- Redeemed or switched out more than 10% of the allotment: 1%  
**After 12 months** - Nil

For detailed load structure please refer Scheme Information Document of the scheme.

\*Monthly AAUM & AUM - excluding inter-scheme Investments, if any, by other schemes of Baroda BNP Paribas Mutual Fund, as may be applicable.

^w.e.f from 1st Jan 2025, the Baroda BNP Paribas Flexi Cap Fund will be jointly managed by Mr. Sanjay Chawla and Mr. Kirtan Mehta

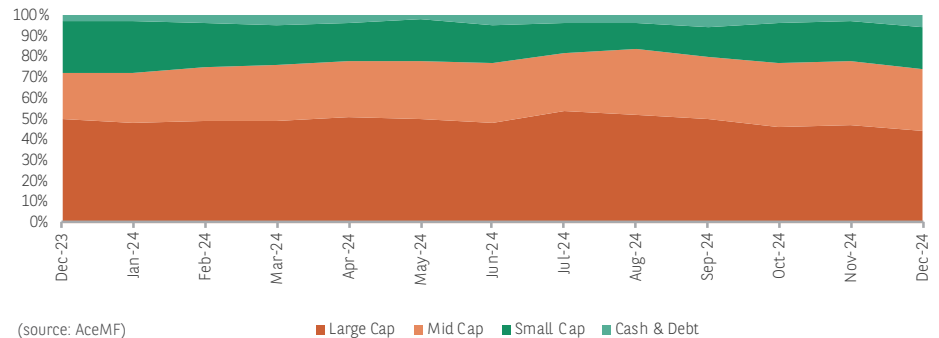
## ABOUT THE FUND

- Baroda BNP Paribas Flexi Cap Fund invest in companies across market caps viz. Large Cap, Mid Cap and Small Cap.
- A fund that invests in different market segments; large caps tend to reduce volatility whereas mid and small caps may come with higher growth potential
- A diversified portfolio helps in reducing risks solely associated with investing in single market segment and hence it could be a good starting point for someone who is new to investing
- Given the dynamic nature of the fund, it may adapt and thrive in different market cycles

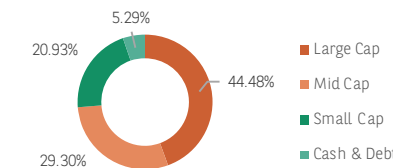
## PORTFOLIO POSITIONING

- Compared to the last month, we have increased exposure to Information Technology, Health Care and Industrials. Exposure has been reduced in Utilities, Consumer Discretionary and Energy.
- Key overweight positions are Information Technology, Health Care and Energy, while key underweight positions are Materials, Consumer Staples and Financials.
- Mid and small cap exposure stands at 50.2%, compared to 50% as of the last month. Large Cap exposure stands at 44.5%, compared to 46.8% as of the last month.
- Cash position stands at 5.3% (Vs 3.1% last month).
- Financials remains an underweight position due to a decline in systemic credit growth, tight regulatory environment and expectations of muted earnings growth.
- Consumer staples remain an underweight position as rural consumption is still lacklustre.
- We have increased exposure to Pharma and Healthcare. Being positive on the domestic business, exposure is towards companies with a higher share of domestic business.

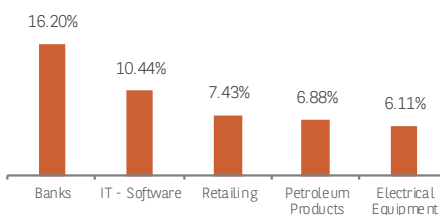
## MARKET CAPITALIZATION (% of Net Assets)



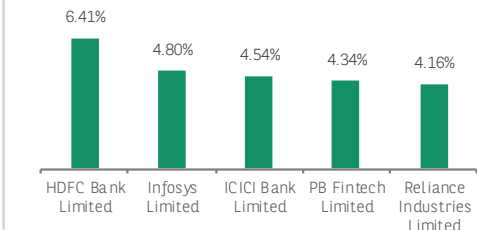
## CURRENT MARKET CAP (% of Net Assets)



## TOP 5 SECTORS



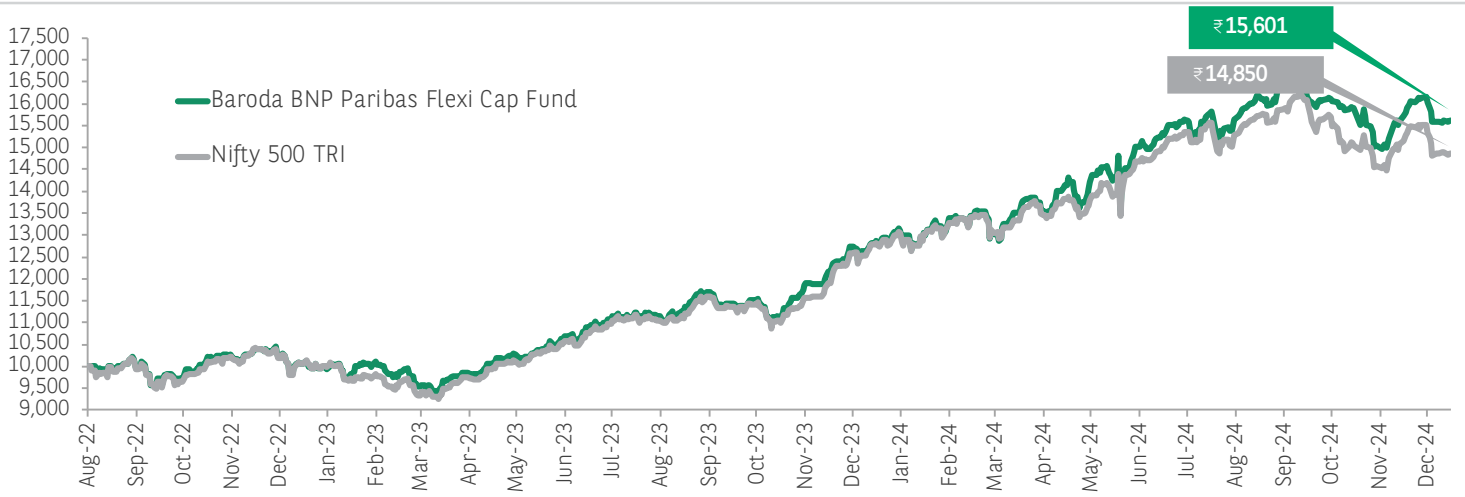
## TOP 5 STOCKS\*



The sector(s)/stock(s) mentioned in this document do not constitute any recommendation of the same and Baroda BNP Paribas Mutual Fund may or may not have any future position in these sector(s)/stock(s). Further, the portfolio of the Scheme is subject to changes within the provisions and limitations of Scheme Information Document (SID). For further details on asset allocation, investment strategy and risk factors of the Scheme please refer to SID available on our website ([www.barodabnp-paribasmf.in](http://www.barodabnp-paribasmf.in)).

Data as on December 31, 2024

## NAV MOVEMENT (₹10,000 Invested at Inception)



NAV & index values re-based to ₹ 10,000 depicting lump sum investment since the inception date of the fund.

**Past performance may or may not be sustained in future and is not a guarantee of any future returns**

The above chart show the NAV movement since inception to 31<sup>st</sup> December 2024.

## SIP PERFORMANCE

Period	Amount Invested In(₹)	Baroda BNP Paribas Flexi Cap Fund (Regular Plan - Growth)		Nifty 500 TRI (Benchmark Index Tier-1)	
		Returns (%)	₹	Returns (%)	₹
Since Inception	2,90,000	23.70	3,82,349	20.36	3,68,543
5 Year SIP	NA	NA	NA	NA	NA
3 Year SIP	NA	NA	NA	NA	NA
1 Year SIP	1,20,000	12.98	1,28,272	6.84	1,24,400

If investor had invested Rs. 10,000 on the first working day of every month.

**Past performance may or may not be sustained in future and is not a guarantee of any future returns**

## PERFORMANCE OF BARODA BNP PARIBAS FLEXI CAP FUND

S.No	Scheme managed by Mr. Sanjay Chawla	1 Year		3 years		5 Years		Since Inception		Date of Inception of the Scheme
		Returns In ₹*	CAGR(%)	Returns In ₹*	CAGR(%)	Returns In ₹*	CAGR(%)	Returns In ₹*	CAGR(%)	
1	Baroda BNP Paribas Flexi Cap Fund	12197.62	21.78	N.A.	N.A.	N.A.	N.A.	15600.60	20.62	17-Aug-22
	Nifty 500 TRI	11638.47	16.24	N.A.	N.A.	N.A.	N.A.	14850.05	18.14	
	Additional Benchmark Nifty 50 TRI	11017.61	10.09	N.A.	N.A.	N.A.	N.A.	13502.82	13.50	

\*Returns in ₹ show the value of 10,000/- invested for last 1 year, last 3 years, last 5 years and since inception respectively.

CAGR :- Compound annual growth rate

## PERFORMANCE OF FUNDS MANAGED BY MR. SANJAY CHAWLA (Who Manages Total 6 Schemes)

S.No	Scheme Name	CAGR%		
		Last 1 Year	Last 3 Years	Last 5 Years
1	Baroda BNP Paribas Large and Mid Cap fund	27.87	17.80	N.A.
	BSE 250 Large & Midcap TRI	14.89	14.72	N.A.
2	Baroda BNP Paribas Multi Cap Fund	31.73	19.08	23.07
	Nifty 500 Multicap 50:25:25 TRI	19.34	17.96	22.84
3	Baroda BNP Paribas Balanced Advantage Fund	14.95	12.62	16.00
	NIFTY 50 Hybrid Composite Debt 50:50 Index	9.59	9.38	11.80
4	Baroda BNP Paribas Focused Fund	16.72	14.79	16.32
	Nifty 500 TRI	16.24	15.43	19.00
5	Baroda BNP Paribas ELSS Tax Saver Fund	23.58	16.65	19.04
	Nifty 500 TRI	16.24	15.43	19.00

Where returns are not available for a particular period, they have not been shown.

**Past performance may or may not be sustained in future and is not a guarantee of any future returns.** Returns do not take into account the load, if any. Returns are for growth option. Different plans shall have a different expense structure. The performance details provided above are for regular plan.

Data as on December 31, 2024

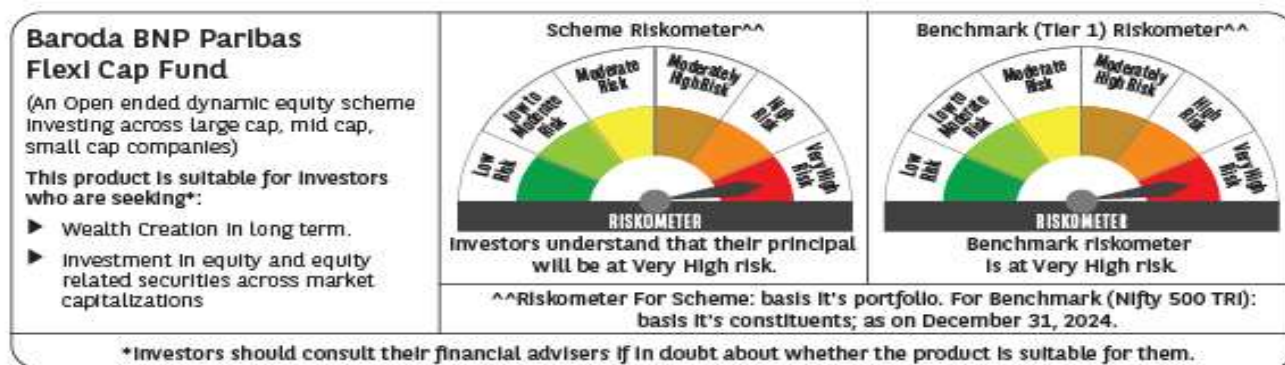
Kindly refer to the table below for fund managers & managing since details:

Scheme Name	Fund Managers	Managing Fund Since
Baroda BNP Paribas Flexi Cap Fund	Mr. Sanjay Chawla	17-Aug-22
Baroda BNP Paribas Multi Cap Fund	Mr. Sanjay Chawla Mr. Sandeep Jain	01-Nov-15 14-Mar-22
Baroda BNP Paribas Large & Mid Cap Fund*	Mr. Sanjay Chawla	04-Sep-20
Baroda BNP Paribas Focused Fund*	Mr. Sanjay Chawla	14-Mar-22
Baroda BNP Paribas ELSS Tax Saver Fund	Mr. Sanjay Chawla Mr. Pratish Krishnan	14-Mar-22 14-Mar-22
Baroda BNP Paribas Balanced Advantage Fund	Mr. Sanjay Chawla (Equity Portfolio) Mr. Pratish Krishnan (Equity Portfolio) Mr. Neeraj Saxena (Equity Portfolio) Mr. Gurvinder singh wasan (Fixed Income Portfolio)	14-Nov-18 05-Aug-21 21-Oct-24 21-Oct-24

\*w.e.f. 1st Jan 2025, the fund will be jointly managed by Sanjay Chawla and Kirtan Mehta

### Baroda BNP Paribas Flexi Cap Fund

(An Open ended dynamic equity scheme investing across large cap, mid cap, small cap companies)



### DISCLAIMERS

Market Capitalization as per SEBI - Large Cap: 1st - 100th company, Mid Cap: 101st - 250th company and Small Cap: 251st company onwards in terms of full market capitalization

**Portfolio Positioning, Top 5 Sectors/Stocks** – details contained herein is for general information purposes only and does not indicate assurance of future Scheme performance. The sector(s)/stock(s) mentioned in this document do not constitute any recommendation of the same and Baroda BNP Paribas Mutual Fund may or may not have any future position in these sector(s)/stock(s). Further, the portfolio of the Scheme is subject to changes within the provisions and limitations of Scheme Information Document (SID). For further details on asset allocation, investment strategy and risk factors of the Scheme please refer to SID available on our website ([www.barodabnp-paribasmf.in](http://www.barodabnp-paribasmf.in)).

**NAV Movement (Rs. 10,000 Invested at Inception)** - All returns are for Regular Plan - Growth Option. **Past performance may or may not be sustained in future and is not a guarantee of any future returns.** Returns do not take into account the load, if any.

**SIP Performance:** SIP calculation is based on Regular Plan - Growth Option NAV. Assuming Rs. 10,000 invested systematically on the first business day of every month over a period of time. SIP returns are computed after accounting for the cash flow by using XIRR method (investment internal rate of return).

\*For detailed Portfolio holdings please refer to the Factsheet <https://www.barodabnp-paribasmf.in/downloads/monthly-factsheet>

The risks associated with investments in equities include fluctuations in prices, as stock markets can be volatile and decline in response to political, regulatory, economic, market and stock-specific development etc. Please refer to Scheme Information Document for detailed Risk Factors, asset allocation, investment strategy etc.

The material contained herein has been prepared without regard to the individual financial circumstances and objectives of persons who receive it. This information is meant for general reading purpose only and is not meant to serve as a professional guide for the readers. Except for the historical information contained herein, statements in this publication, which contain words or phrases such as 'will', 'would', etc., and similar expressions or variations of such expressions may constitute 'forward-looking statements'. These forward-looking statements involve a number of risks, uncertainties and other factors that could cause actual results to differ materially from those suggested by the forward-looking statements. BBNPPAMIPL undertakes no obligation to update forward-looking statements to reflect events or circumstances after the date thereof. The words like believe/belief are independent perception of the Fund Manager and do not construe as opinion or advice. Past performance may or may not be sustained in future and is not a guarantee of any future returns. This information is not intended to be an offer to see or a solicitation for the purchase or sale of any financial product or instrument. The information should not be construed as an investment advice and investors are requested to consult their investment advisor and arrive at an informed decision before making investments. Reliance upon information in this material is at the sole discretion of the reader. The Trustee, AMC, Mutual Fund, their directors, officers or their employees shall not be liable in any way for any direct, indirect, special, incidental, consequential, punitive or exemplary damages arising out of the information contained in this document.

BARODA BNP PARIBAS ASSET MANAGEMENT INDIA PVT. LTD.

Corporate Identity Number (CIN) : U65991MH2003PTC142972

201 (A), 2nd Floor, A Wing, Crescenzo, C-38 & C-39, G-Block, Bandra Kurla Complex, Mumbai 400 051 India.

Call 1800 2670 189 (toll free) | Visit [www.barodabnp-paribasmf.in](http://www.barodabnp-paribasmf.in)

Mutual Fund investments are subject to market risks, read all scheme related documents carefully.