

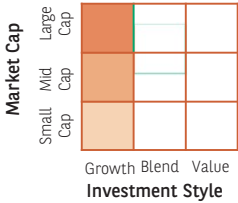
Baroda BNP Paribas Flexi Cap Fund

(An Open ended dynamic equity scheme investing across large cap, mid cap, small cap companies)



January 31, 2025

INVESTMENT APPROACH



FUND DETAILS



Fund Manager~

| Fund Manager^ | Managing fund since | Experience |
|---------------|---------------------|------------|
| Sanjay Chawla | 17-Aug-22 | 33 |
| Kirtan Mehta | 01-Jan-25 | 26 |



Inception Date

August 17, 2022



Category

Flexi Cap Fund



Benchmark Index (Tier - 1)

Nifty 500 Total Return Index (TRI)



Monthly AAUM*

₹ 1,252.88 Crores

AUM*

₹ 1,212.50 Crores



Application Amount:

Minimum Application Amount:

₹ 5,000/- & in multiples of ₹ 1/- thereafter

Minimum Additional Application Amount:

₹ 1,000 and in multiples of ₹ 1 thereafter.



Load Structure

Exit Load: **Upto 12 months** - Redeemed or switched out upto 10% of the allotment: Nil

- Redeemed or switched out more than 10% of the allotment: 1% of the applicable NAV

After 12 months - Nil

For detailed load structure please refer Scheme Information Document of the scheme.

*Monthly AAUM & AUM - excluding inter-scheme Investments, if any, by other schemes of Baroda BNP Paribas Mutual Fund, as may be applicable.

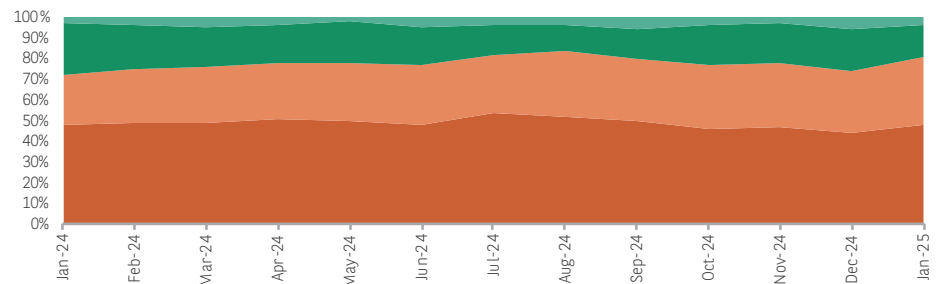
ABOUT THE FUND

- Baroda BNP Paribas Flexi Cap Fund invest in companies across market caps viz. Large Cap, Mid Cap and Small Cap.
- A fund that invests in different market segments; large caps tend to reduce volatility whereas mid and small caps may come with higher growth potential
- A diversified portfolio helps in reducing risks solely associated with investing in single market segment and hence it could be a good starting point for someone who is new to investing
- Given the dynamic nature of the fund, it may adapt and thrive in different market cycles

PORTFOLIO POSITIONING

- Compared to the last month, we have increased exposure to Financials, Energy and Health Care. Exposure has been reduced in Information Technology, Consumer Discretionary and Materials.
- Key overweight positions are Health Care, Energy and Information Technology, while key underweight positions are Materials, Consumer Staples and Consumer Discretionary.
- Mid and small cap exposure stands at 48.1%, compared to 50.2% as of the last month. Large Cap exposure stands at 48.4%, compared to 44.5% as of the last month
- Cash position stands at 3.5% (Vs 5.3% last month).
- Consumer staples remain an underweight position as rural consumption is still lacklustre.
- We have increased exposure to Pharma and Healthcare. Being positive on the domestic business, exposure is towards companies with a higher share of domestic business.

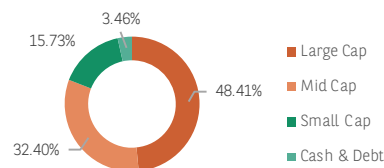
MARKET CAPITALIZATION (% of Net Assets)



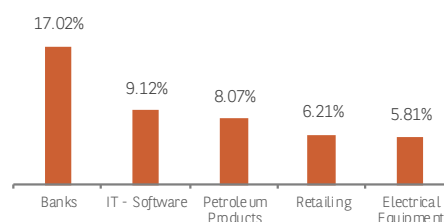
(source: AceMF)

Large Cap Mid Cap Small Cap Cash & Debt

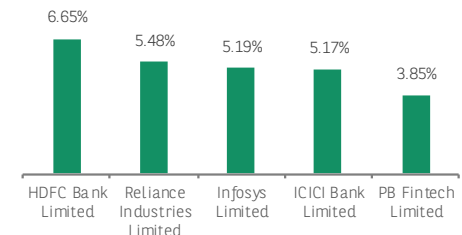
CURRENT MARKET CAP (% of Net Assets)



TOP 5 SECTORS



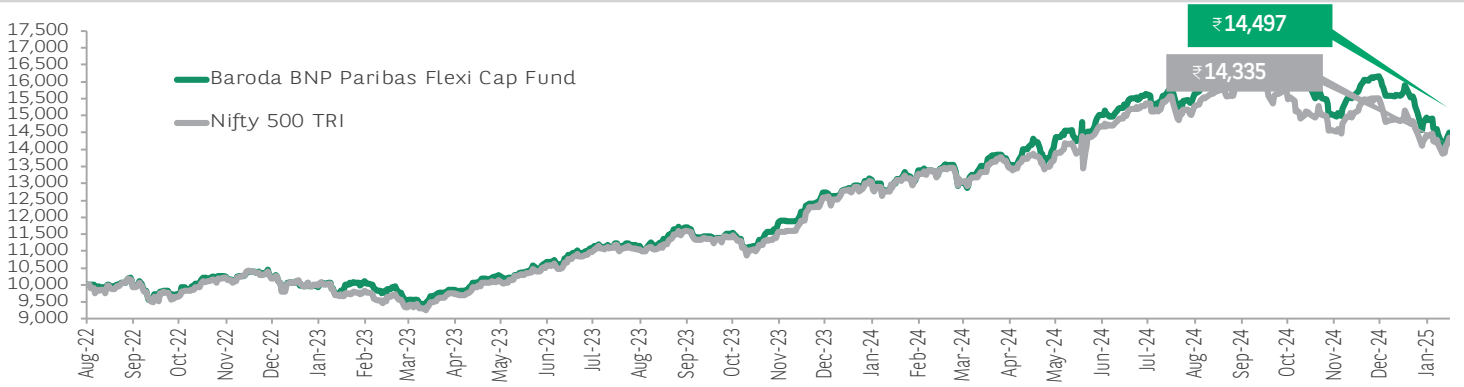
TOP 5 STOCKS*



The sector(s)/stock(s) mentioned in this document do not constitute any recommendation of the same and Baroda BNP Paribas Mutual Fund may or may not have any future position in these sector(s)/stock(s). Further, the portfolio of the Scheme is subject to changes within the provisions and limitations of Scheme Information Document (SID). For further details on asset allocation, investment strategy and risk factors of the Scheme please refer to SID available on our website (www.barodabnp-paribasmf.in).

Data as on January 31, 2025

NAV MOVEMENT (₹10,000 Invested at Inception)



NAV & index values re-based to ₹ 10,000 depicting lump sum investment since the inception date of the fund.

Past performance may or may not be sustained in future and is not a guarantee of any future returns

The above chart show the NAV movement since inception to 31st January 2025.

SIP PERFORMANCE

| Period | Amount Invested In(₹) | Baroda BNP Paribas Flexi Cap Fund (Regular Plan - Growth) | | Nifty 500 TRI (Benchmark Index Tier-1) |
|-----------------|-----------------------|---|----------|--|
| | | Returns (%) | ₹ | Returns (%) |
| Since Inception | 3,00,000 | 15.79 | 3,64,545 | 15.99 |
| 5 Year SIP | NA | NA | NA | NA |
| 3 Year SIP | NA | NA | NA | NA |
| 1 Year SIP | 1,20,000 | 12.98 | 1,28,272 | 6.84 |

If investor had invested Rs. 10,000 on the first working day of every month.

Past performance may or may not be sustained in future and is not a guarantee of any future returns

PERFORMANCE OF BARODA BNP PARIBAS FLEXI CAP FUND

| S.No | Scheme managed by Mr. Sanjay Chawla and Mr. Kirtan Mehta | 1 Year | | 3 years | | 5 Years | | Since Inception | | Date of Inception of the Scheme |
|------|--|---------------|---------|---------------|---------|---------------|---------|-----------------|---------|---------------------------------|
| | | Returns In ₹* | CAGR(%) | Returns In ₹* | CAGR(%) | Returns In ₹* | CAGR(%) | Returns In ₹* | CAGR(%) | |
| 1 | Baroda BNP Paribas Flexi Cap Fund | 11110.80 | 11.11 | N.A. | N.A. | N.A. | N.A. | 14496.60 | 16.29 | 17-Aug-22 |
| | Nifty 500 TRI | 11006.01 | 10.06 | N.A. | N.A. | N.A. | N.A. | 14334.73 | 15.76 | |
| | Additional Benchmark Nifty 50 TRI | 10957.56 | 9.58 | N.A. | N.A. | N.A. | N.A. | 13442.23 | 12.78 | |

*Returns in ₹ show the value of 10,000/- invested for last 1 year, last 3 years, last 5 years and since inception respectively.

CAGR :- Compound annual growth rate

PERFORMANCE OF FUNDS MANAGED BY MR. SANJAY CHAWLA (Who Manages Total 6 Schemes)

| S.No | Scheme Name | CAGR% | | |
|------|--|-------------|--------------|--------------|
| | | Last 1 Year | Last 3 Years | Last 5 Years |
| 1 | Baroda BNP Paribas Large and Mid Cap fund | 11.95 | 15.95 | N.A. |
| | BSE 250 Large & Midcap TRI | 10.19 | 13.83 | N.A. |
| 2 | Baroda BNP Paribas Multi Cap Fund | 17.43 | 16.48 | 20.61 |
| | Nifty 500 Multicap 50:25:25 TRI | 9.65 | 16.12 | 20.98 |
| 3 | Baroda BNP Paribas Balanced Advantage Fund | 10.15 | 11.99 | 14.93 |
| | NIFTY 50 Hybrid Composite Debt 50:50 Index | 9.25 | 9.48 | 11.94 |
| 4 | Baroda BNP Paribas Focused Fund | 9.45 | 12.59 | 14.49 |
| | Nifty 500 TRI | 10.06 | 14.24 | 18.16 |
| 5 | Baroda BNP Paribas ELSS Tax Saver Fund | 14.91 | 14.51 | 16.99 |
| | Nifty 500 TRI | 10.06 | 14.24 | 18.16 |

Where returns are not available for a particular period, they have not been shown.

Past performance may or may not be sustained in future and is not a guarantee of any future returns. Returns do not take into account the load, if any. Returns are for growth option. Different plans shall have a different expense structure. The performance details provided above are for regular plan.

PERFORMANCE OF FUNDS MANAGED BY MR. KIRTAN MEHTA (Who Manages Total 3 Schemes)

| S.No | Scheme Name | CAGR% | | |
|------|---|-------------|--------------|--------------|
| | | Last 1 Year | Last 3 Years | Last 5 Years |
| 1 | Baroda BNP Paribas Focused Fund | 9.45 | 12.59 | 14.49 |
| | Nifty 500 TRI | 10.06 | 14.24 | 18.16 |
| 2 | Baroda BNP Paribas Large and Mid Cap fund | 11.95 | 15.95 | N.A. |
| | BSE 250 Large & Midcap TRI | 10.19 | 13.83 | N.A. |

Where returns are not available for a particular period, they have not been shown.

Past performance may or may not be sustained in future and is not a guarantee of any future returns. Returns do not take into account the load, if any. Returns are for growth option. Different plans shall have a different expense structure. The performance details provided above are for regular plan.

Data as on January 31, 2025

Kindly refer to the table below for fund managers & managing since details:

| Scheme Name | Fund Managers | Managing Fund Since |
|--|---|--|
| Baroda BNP Paribas Flexi Cap Fund | Mr. Sanjay Chawla Mr. Kirtan Mehta | 17-Aug-22 01-Jan-25 |
| Baroda BNP Paribas Multi Cap Fund | Mr. Sanjay Chawla Mr. Sandeep Jain | 01-Nov-15 14-Mar-22 |
| Baroda BNP Paribas Large & Mid Cap Fund | Mr. Sanjay Chawla Mr. Kirtan Mehta | 04-Sep-20 01-Jan-25 |
| Baroda BNP Paribas Focused Fund | Mr. Sanjay Chawla Mr. Kirtan Mehta | 14-Mar-22 01-Jan-25 |
| Baroda BNP Paribas ELSS Tax Saver Fund | Mr. Sanjay Chawla Mr. Pratish Krishnan | 14-Mar-22 14-Mar-22 |
| Baroda BNP Paribas Balanced Advantage Fund | Mr. Sanjay Chawla (Equity Portfolio) Mr. Pratish Krishnan (Equity Portfolio) Mr. Neeraj Saxena (Equity Portfolio) Mr. Gurvinder singh wasan (Fixed Income Portfolio) | 14-Nov-18 05-Aug-21 21-Oct-24 21-Oct-24 |

Baroda BNP Paribas Flexi Cap Fund

(An Open ended dynamic equity scheme investing across large cap, mid cap, small cap companies)

| | | |
|---|---|---|
| <p>Baroda BNP Paribas Flexi Cap Fund (An Open ended dynamic equity scheme investing across large cap, mid cap, small cap companies)</p> <p>This product is suitable for investors who are seeking*:</p> <ul style="list-style-type: none"> ▶ Wealth Creation in long term. ▶ Investment in equity and equity related securities across market capitalizations | <p>Scheme Riskometer^^</p> <p>Investors understand that their principal will be at Very High risk.</p> | <p>Benchmark (Tier 1) Riskometer^^</p> <p>Benchmark riskometer is at Very High risk.</p> |
| | <p>^^Riskometer For Scheme: basis it's portfolio. For Benchmark (Nifty 500 TRI): basis it's constituents; as on January 31, 2025.</p> | |
| <p>*Investors should consult their financial advisers if in doubt about whether the product is suitable for them.</p> | | |

DISCLAIMERS

Market Capitalization as per SEBI - Large Cap: 1st - 100th company, Mid Cap: 101st - 250th company and Small Cap: 251st company onwards in terms of full market capitalization

Portfolio Positioning, Top 5 Sectors/Stocks – details contained herein is for general information purposes only and does not indicate assurance of future Scheme performance. The sector(s)/stock(s) mentioned in this document do not constitute any recommendation of the same and Baroda BNP Paribas Mutual Fund may or may not have any future position in these sector(s)/stock(s). Further, the portfolio of the Scheme is subject to changes within the provisions and limitations of Scheme Information Document (SID). For further details on asset allocation, investment strategy and risk factors of the Scheme please refer to SID available on our website (www.barodabnp-paribasmf.in).

NAV Movement (Rs. 10,000 Invested at Inception) - All returns are for Regular Plan - Growth Option. **Past performance may or may not be sustained in future and is not a guarantee of any future returns.** Returns do not take into account the load, if any.

SIP Performance: SIP calculation is based on Regular Plan - Growth Option NAV. Assuming Rs. 10,000 invested systematically on the first business day of every month over a period of time. SIP returns are computed after accounting for the cash flow by using XIRR method (investment internal rate of return).

*For detailed Portfolio holdings please refer to the Factsheet <https://www.barodabnp-paribasmf.in/downloads/monthly-factsheet>

The risks associated with investments in equities include fluctuations in prices, as stock markets can be volatile and decline in response to political, regulatory, economic, market and stock-specific development etc. Please refer to Scheme Information Document for detailed Risk Factors, asset allocation, investment strategy etc.

The material contained herein has been prepared without regard to the individual financial circumstances and objectives of persons who receive it. This information is meant for general reading purpose only and is not meant to serve as a professional guide for the readers. Except for the historical information contained herein, statements in this publication, which contain words or phrases such as 'will', 'would', etc., and similar expressions or variations of such expressions may constitute 'forward-looking statements'. These forward-looking statements involve a number of risks, uncertainties and other factors that could cause actual results to differ materially from those suggested by the forward-looking statements. BBNPPAMIPL undertakes no obligation to update forward-looking statements to reflect events or circumstances after the date thereof. The words like believe/belief are independent perception of the Fund Manager and do not construe as opinion or advice. Past performance may or may not be sustained in future and is not a guarantee of any future returns. This information is not intended to be an offer to see or a solicitation for the purchase or sale of any financial product or instrument. The information should not be construed as an investment advice and investors are requested to consult their investment advisor and arrive at an informed decision before making investments. Reliance upon information in this material is at the sole discretion of the reader. The Trustee, AMC, Mutual Fund, their directors, officers or their employees shall not be liable in any way for any direct, indirect, special, incidental, consequential, punitive or exemplary damages arising out of the information contained in this document.

BARODA BNP PARIBAS ASSET MANAGEMENT INDIA PVT. LTD.

Corporate Identity Number (CIN) : U65991MH2003PTC142972

201 (A), 2nd Floor, A Wing, Crescenzo, C-38 & C-39, G-Block, Bandra Kurla Complex, Mumbai 400 051 India.

Call 1800 2670 189 (toll free) | Visit www.barodabnp-paribasmf.in

Mutual Fund investments are subject to market risks, read all scheme related documents carefully.