

Baroda BNP Paribas Manufacturing Fund

(An open ended equity scheme predominantly investing in Manufacturing theme)



January 31, 2025

FUND DETAILS



Fund Manager-

Fund Manager	Managing fund since	Experience (Years)
Mr. Jitendra Sriram	28-Jun-24	26
Mr. Kushant Arora	21-Oct-24	11



Inception Date

June 28, 2024



Category

Equity Scheme - Sectoral/Thematic Fund



Benchmark Index (Tier - 1)

Nifty India Manufacturing TRI



Monthly AAUM*

₹ 1388.89 Crores

AUM*

₹ 1372.33 Crores



Application Amount:

Minimum Application Amount:

₹ 1,000 and in multiples of ₹ 1 thereafter.

Minimum Additional Application Amount:

₹ 1,000 and in multiples of ₹ 1 thereafter.



Load Structure

Exit Load : If units of the Scheme are redeemed or switched out up to 10% of the units within 1 year from the date of allotment - Nil. • If units of the Scheme are redeemed or switched out in excess of the limit within 1 year from the date of allotment - 1% of the applicable NAV. • If units of Scheme are redeemed or switched out after 1 year from the date of allotment - Nil

For detailed load structure please refer Scheme Information Document of the scheme.

*Monthly AAUM and AUM - Excluding inter-scheme Investments, if any, by other schemes of Baroda BNP Paribas Mutual Fund, as may be applicable.

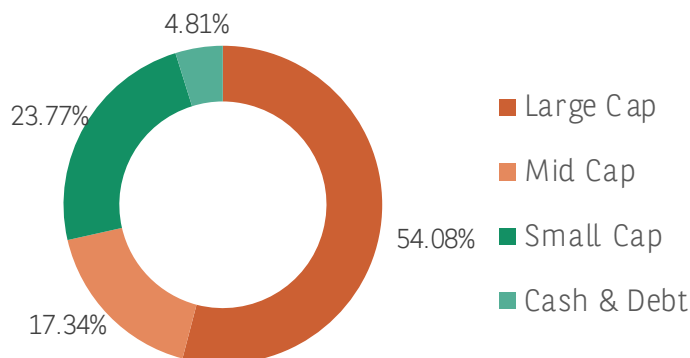
ABOUT THE FUND

- The Scheme aims to maximize long-term capital appreciation by investing in equity and equity related securities of companies engaged in manufacturing sector.
- Manufacturing is recognized as the backbone of any economy, contributing significantly to GDP, employment, and overall economic growth.
- The Indian government has prioritized manufacturing through initiatives like "Make in India" and "Atmanirbhar Bharat," aiming to transform India into a global manufacturing hub.
- These initiatives have liberalized foreign direct investment (FDI) policies, allowing 100% FDI in most sectors, which enhances investment opportunities in manufacturing.
- The current positive domestic environment, coupled with a global shift away from reliance on China, positions the Indian manufacturing sector favorably for long-term growth.
- This makes it an attractive investment avenue for those looking to capitalize on India's economic trajectory.

PORTFOLIO POSITIONING

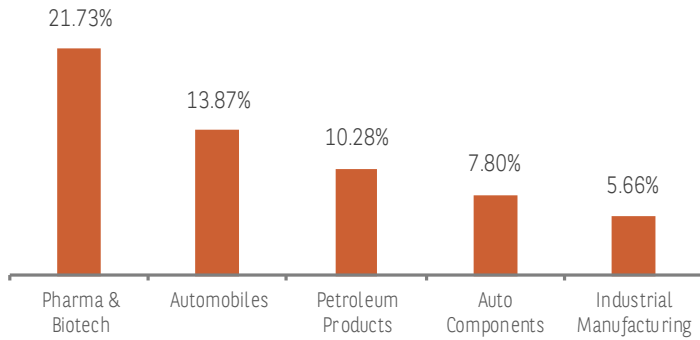
- The NIFTY manufacturing Total Return index was down ~370 basis point for the month of January 2025. This is largely in line with the fall in the broader NSE 500 TRI.
- Cash levels for the fund was broadly in line with the prior month at ~5%. Large cap exposures are also like the prior month at ~55% with small and mid-cap exposures at 40%.
- Compared to the prior month, we moved marginally towards sectors benefitting from a weaker INR. We added to names in the materials and energy sector. Separately, post the correction in certain industrial names, we added to certain exposures there. This was largely funded by trimming some consumer discretionary and utility exposures.
- We retain our overweight on healthcare, industrials and the energy spaces. Our underweights are on the consumer discretionary and the materials sectors.
- The top 5 sectoral exposures of the fund post deployment stay put as consumer discretionary, industrials, healthcare, materials and energy.

CURRENT MARKET CAP (% of Net Assets)



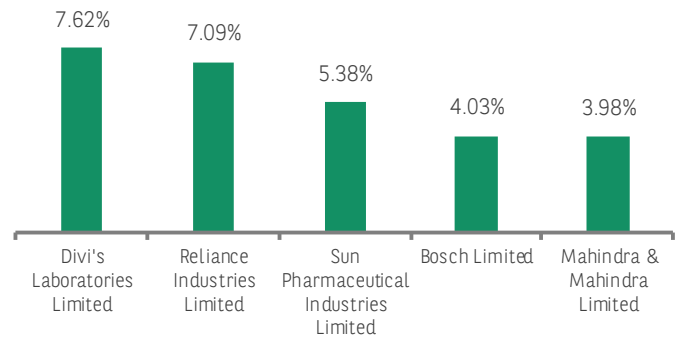
Data as on January 31, 2025

TOP 5 SECTORS



Top 5 Sectors (% to net assets) have been considered as of the latest month end.

TOP 5 STOCKS*



Top 5 Stocks (% to net assets) have been considered as of the latest month end.

The sector(s)/stock(s) mentioned in this document do not constitute any recommendation of the same and Baroda BNP Paribas Mutual Fund may or may not have any future position in these sector(s)/stock(s). Further, the portfolio of the Scheme is subject to changes within the provisions and limitations of Scheme Information Document (SID). For further details on asset allocation, investment strategy and risk factors of the Scheme please refer to SID available on our website (www.barodabnpparibasmf.in).

PERFORMANCE OF BARODA BNP PARIBAS MANUFACTURING FUND

S.No	Scheme managed by Mr. Jitendra Sriram & Mr. Kushant Arora	Last 6 Months		1 Year		3 years		5 Years		Since Inception		Date of Inception of the Scheme
		Returns In ₹*	CAGR(%)	Returns In ₹*	CAGR(%)	Returns In ₹*	CAGR(%)	Returns In ₹*	CAGR(%)	Returns In ₹*	CAGR(%)	
1	Baroda BNP Paribas Manufacturing Fund	8748.05	-24.83	N.A.	N.A.	N.A.	N.A.	N.A.	N.A.	8819.84	-19.04	28-Jun-24
	Nifty India Manufacturing TRI	8783.79	-24.13	N.A.	N.A.	N.A.	N.A.	N.A.	N.A.	9023.87	-15.87	
	Additional Benchmark Nifty 50 TRI	9519.01	-9.54	N.A.	N.A.	N.A.	N.A.	N.A.	N.A.	9854.09	-2.44	

*Returns in ₹ show the value of 10,000/- invested for last 1 year, last 3 years, last 5 years and since inception respectively.
CAGR :- Compound annual growth rate

PERFORMANCE OF FUNDS MANAGED BY MR. JITENDRA SRIRAM (Who Manages Total 5 Schemes)

S.No	Scheme Name	Performance		
		Last 1 Year	Last 3 Years	Last 5 Years
1	Baroda BNP Paribas Aggressive Hybrid Fund	13.01	12.92	14.91
	CRISIL Hybrid 35+65 - Aggressive Index	10.04	11.49	14.34
2	Baroda BNP Paribas Business Cycle Fund	10.22	15.04	N.A.
	BSE 500 TRI	9.73	14.16	N.A.
3	Baroda BNP Paribas Multi Asset Fund	12.35	N.A.	N.A.
	65% of Nifty 500 TRI + 20% of NIFTY Composite Debt Index +15% of INR Price of Gold	13.06	N.A.	N.A.
4	Baroda BNP Paribas Large Cap Fund	12.34	14.32	16.30
	Nifty 100 TRI	10.33	12.34	16.02

Where scheme performance for last 3 and 5 years is not available, the same has not been shown. Where returns are not available for a particular period, they have not been shown.

Past performance may or may not be sustained in future and is not a guarantee of any future returns. Returns do not take into account the load, if any. Returns are for growth option. Different plans shall have a different expense structure. The performance details provided above are for regular/distributor plan.

PERFORMANCE OF FUNDS MANAGED BY MR. KUSHANT ARORA (Who Manages Total 3 Schemes)

S.No	Scheme Name	Performance		
		Last 1 Year	Last 3 Years	Last 5 Years
1	Baroda BNP Paribas Business Cycle Fund	10.22	15.04	N.A.
	BSE 500 TRI	9.73	14.16	N.A.
2	Baroda BNP Paribas Large Cap Fund	12.34	14.32	16.30
	Nifty 100 TRI	10.33	12.34	16.02

Where returns are not available for a particular period, they have not been shown.

Past performance may or may not be sustained in future and is not a guarantee of any future returns. Returns do not take into account the load, if any. Returns are for growth option. Different plans shall have a different expense structure. The performance details provided above are for regular/distributor plan.

Kindly refer to the table below for fund managers & managing since details:

Scheme Name	Fund Managers	Managing Fund Since
Baroda BNP Paribas Manufacturing Fund	Mr Jitendra Sriram	28-Jun-24
	Mr. Kushant Arora	21-Oct-24
Baroda BNP Paribas Business Cycle Fund	Mr. Jitendra Sriram	01-Nov-23
	Mr. Kushant Arora	21-Oct-24
Baroda BNP Paribas Aggressive Hybrid Fund	Mr. Jitendra Sriram (Equity Portfolio) Mr. Pratish Krishnan (Equity Portfolio) Mr. Gurvinder Singh Wasan (Fixed Income Portfolio)	16-Jun-22 14-Mar-22 21-Oct-24
Baroda BNP Paribas Multi Asset Fund	Mr. Jitendra Sriram (Equity Portfolio)	19-Dec-22
	Mr. Pratish Krishnan (Equity Portfolio)	21-Oct-24
	Mr. Vikram Pamnani (Fixed Income Portfolio)	19-Dec-22
Baroda BNP Paribas Large Cap Fund	Mr Jitendra Sriram	16-Jun-22
	Mr. Kuahant Arora	21-Oct-24

BARODA BNP PARIBAS MANUFACTURING Fund

(An open ended equity scheme predominantly investing in Manufacturing theme)

<p>Baroda BNP Paribas Manufacturing Fund (An open-ended equity scheme predominantly investing in Manufacturing theme.)</p> <p>This product is suitable for investors who are seeking*:</p> <ul style="list-style-type: none"> ▶ Long term capital appreciation. ▶ Investments in equity & equity related securities of companies engaged in manufacturing theme. 	<p>Scheme Riskometer^^</p> <p>Investors understand that their principal will be at Very High risk.</p>	<p>Benchmark (Tier 1) Riskometer^^</p> <p>Benchmark riskometer is at Very High risk.</p>
	<p>^^Riskometer For Scheme: basis it's portfolio. For Benchmark (Nifty India Manufacturing TRI): basis it's constituents; as on January 31, 2025.</p>	
<p>*Investors should consult their financial advisers if in doubt about whether the product is suitable for them.</p>		

DISCLAIMERS

Top 5 Sectors/ Top 5 Stocks – details contained herein is for general information purposes only and does not indicate assurance of future Scheme performance. The sector(s)/stock(s) mentioned in this document do not constitute any recommendation of the same and Baroda BNP Paribas Mutual Fund may or may not have any future position in these sector(s)/stock(s). Further, the portfolio of the Scheme is subject to changes within the provisions and limitations of Scheme Information Document (SID). For further details on asset allocation, investment strategy and risk factors of the Scheme please refer to SID available on our website (www.barodabnpparibasmf.in).

*For detailed Portfolio holdings please refer to the Factsheet <https://www.barodabnpparibasmf.in/downloads/monthly-factsheet>

Market Capitalization as per SEBI - Large Cap: 1st - 100th company, Mid Cap: 101st - 250th company and Small Cap: 251st company onwards in terms of full market capitalization

The risks associated with investments in equities include fluctuations in prices, as stock markets can be volatile and decline in response to political, regulatory, economic, market and stock-specific development etc. Please refer to Scheme Information Document for detailed Risk Factors, asset allocation, investment strategy etc.

The material contained herein has been prepared without regard to the individual financial circumstances and objectives of persons who receive it. This information is meant for general reading purpose only and is not meant to serve as a professional guide for the readers. Except for the historical information contained herein, statements in this publication, which contain words or phrases such as 'will', 'would', etc., and similar expressions or variations of such expressions may constitute 'forward-looking statements'. These forward-looking statements involve a number of risks, uncertainties and other factors that could cause actual results to differ materially from those suggested by the forward-looking statements. BBNPPAMIPL undertakes no obligation to update forward-looking statements to reflect events or circumstances after the date thereof. The words like believe/belief are independent perception of the Fund Manager and do not construe as opinion or advise. Past performance may or may not be sustained in future and is not a guarantee of any future returns. This information is not intended to be an offer to see or a solicitation for the purchase or sale of any financial product or instrument. The information should not be construed as an investment advice and investors are requested to consult their investment advisor and arrive at an informed decision before making investments. Reliance upon information in this material is at the sole discretion of the reader. The Trustee, AMC, Mutual Fund, their directors, officers or their employees shall not be liable in any way for any direct, indirect, special, incidental, consequential, punitive or exemplary damages arising out of the information contained in this document.

BARODA BNP PARIBAS ASSET MANAGEMENT INDIA PVT. LTD.

Corporate Identity Number (CIN) : U65991MH2003PTC142972

201 (A), 2nd Floor, A Wing, Crescenzo, C-38 & C-39, G-Block, Bandra Kurla Complex, Mumbai 400 051 India.

Call 1800 2670 189 (toll free) | Visit www.barodabnpparibasmf.in

Mutual Fund investments are subject to market risks, read all scheme related documents carefully.