

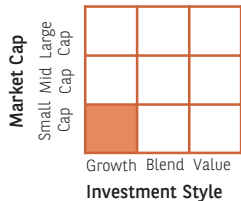
# Baroda BNP Paribas Small Cap Fund

(An open ended equity scheme predominantly investing in small cap)



January 31, 2025

## INVESTMENT APPROACH



## FUND DETAILS



### Fund Manager--

Fund Manager	Managing fund since	Experience
Shiv Chanani	30-Oct-23	24
Himanshu Singh	21-Oct-24	10



### Inception Date

October 30, 2023



### Category

Equity Scheme - Small Cap Fund



### Benchmark Index (Tier - 1)

Nifty Small Cap 250 TRI



### Monthly AAUM\*

₹ 1,318.68 Crores

### AUM\*

₹ 1,255.25 Crores



### Application Amount:

Minimum Application Amount:

₹ 5,000 per application and in multiples of ₹ 1 thereafter.

Minimum Additional Application Amount:

₹ 1,000 and in multiples of ₹ 1 thereafter.



### Load Structure

Exit Load Upto 1 year: Redeemed or switched out up to 10% of the allotment: Nil.

-Redeemed or switched out more than 10% of the allotment: 1% of the applicable NAV.

After 1 Year - Nil

For detailed load structure please refer Scheme Information Document of the scheme.

\*Monthly AAUM and AUM - Excluding inter-scheme Investments, if any, by other schemes of Baroda BNP Paribas Mutual Fund, as may be applicable.

## ABOUT THE FUND

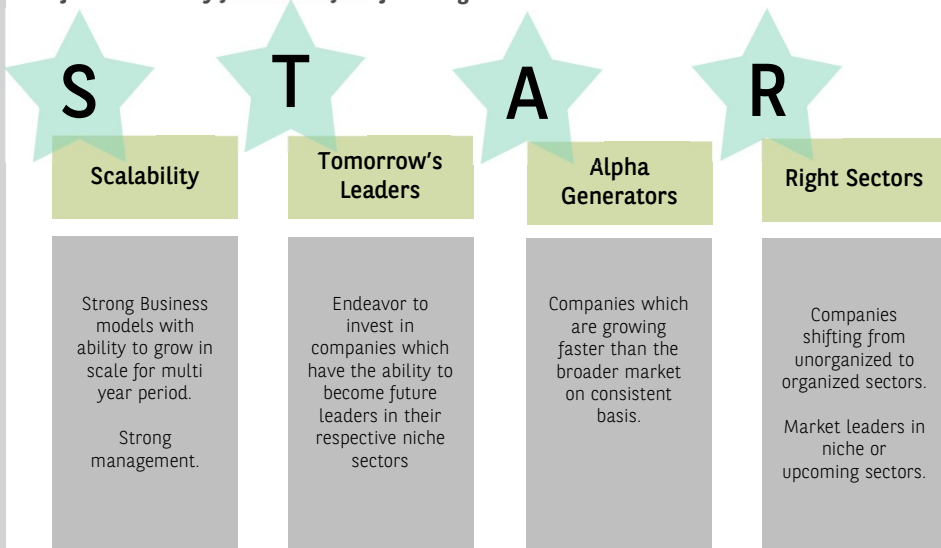
- Baroda BNP Paribas Small Cap fund will invest minimum 65% of the net assets into small cap companies.
- The fund aims to build wealth of investors by tapping into companies which have the potential to become leading companies of the future.
- The fund will follow bottom-up stock picking approach.
- Emphasis will be on selecting companies with strong fundamentals, quality business models and reputation management.
- The fund will not be biased towards any sector.

## PORTFOLIO POSITIONING

- Utilities, Industrials, and Consumer Staples are key overweight sectors. Within utilities, we have significant exposure to gas utilities where we find valuations attractive.
- We are underweight in Materials, Healthcare and Financials. We are cautious on bulk commodities like metals and minerals where we believe that external demand environment remains subdued. Our underweight in healthcare emanates from hospitals where we are selective. Our underweight in financials emanates from reducing exposure to capital market plays which could witness high volatility due to near term uncertainty.
- The allocation to small cap companies is at 76.7%. Allocation to Mid cap companies is 16.9%. Our cash position is 6.4%. (Exposure as % of net assets as on January 31, 2025).
- We follow the bottom-up approach in small cap investing which is about identifying the champions of tomorrow.

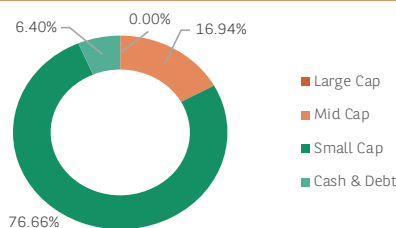
## STAR^ FRAMEWORK FOR PORTFOLIO CONSTRUCTION

Portfolio stocks may fall in one of the following buckets:



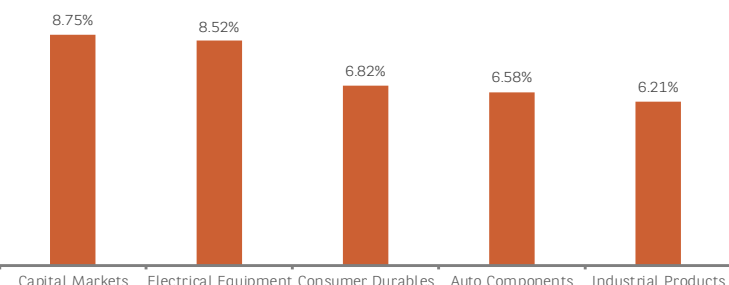
^STAR is acronym coined to define the portfolio construction strategy. Investment philosophy stated above may change from time to time and shall be in accordance with the investment objective and strategy stated in the SID of the scheme.

## CURRENT MARKET CAP (% of Net Assets)

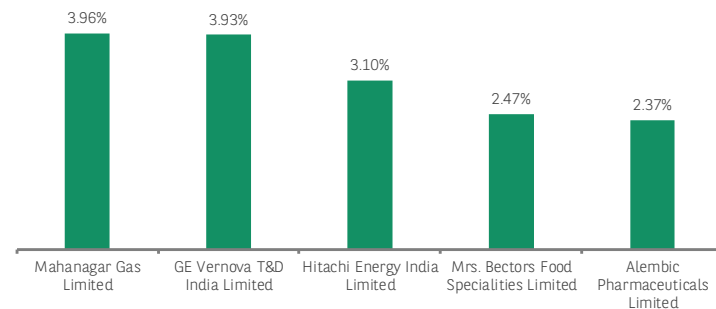


Data as on January 31, 2025

## TOP 5 SECTORS



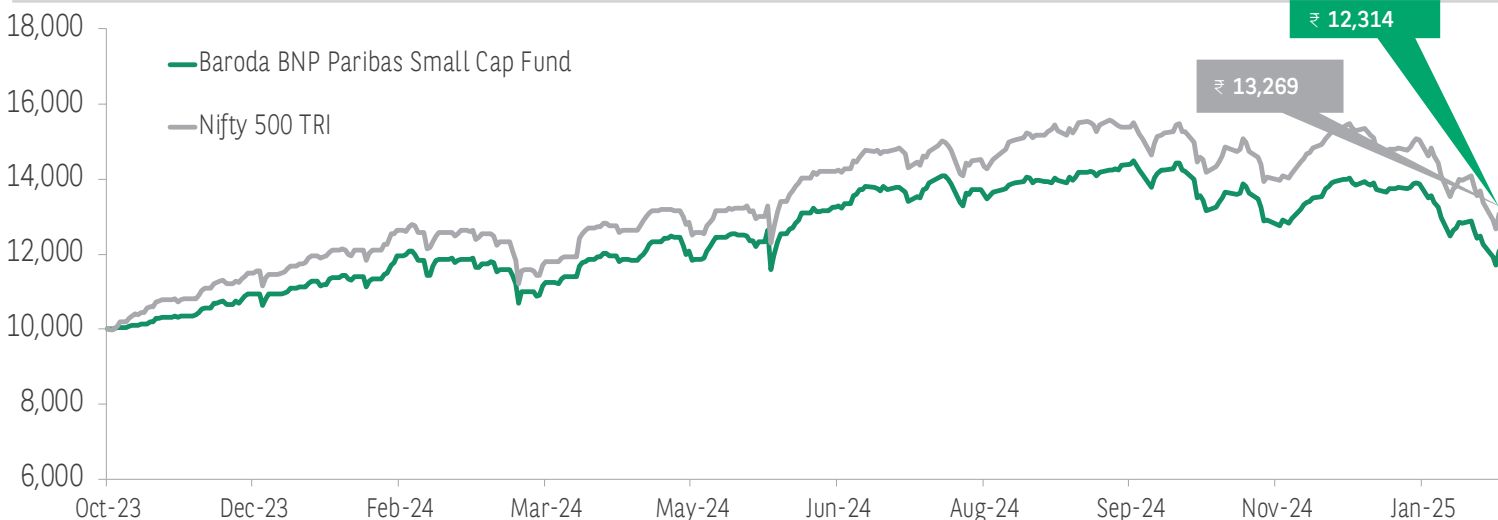
## TOP 5 STOCKS\*



Top 5 Sectors (% to net assets) have been considered as of the latest month end Top 5 Stocks (% to net assets) have been considered as of the latest month end

The sector(s)/stock(s) mentioned in this document do not constitute any recommendation of the same and Baroda BNP Paribas Mutual Fund may or may not have any future position in these sector(s)/stock(s). Further, the portfolio of the Scheme is subject to changes within the provisions and limitations of Scheme Information Document (SID). For further details on asset allocation, investment strategy and risk factors of the Scheme please refer to SID available on our website ([www.barodabnp-paribasmf.in](http://www.barodabnp-paribasmf.in)).

## NAV MOVEMENT (₹10,000 Invested at Inception)



NAV & index values re-based to ₹ 10,000 depicting lump sum investment since the inception date of the fund.

Past performance may or may not be sustained in future and is not a guarantee of any future returns.

The above chart show the NAV movement since inception to 31<sup>st</sup> January 2025.

## PERFORMANCE OF BARODA BNP PARIBAS SMALL CAP FUND

S.No	Scheme managed by Mr. Shiv Chanani & Mr. Himanshu Singh	1 Year		3 years		5 Years		Since Inception		Date of Inception of the Scheme
		Returns In ₹*	CAGR(%)	Returns In ₹*	CAGR(%)	Returns In ₹*	CAGR(%)	Returns In ₹*	CAGR(%)	
1	Baroda BNP Paribas Small Cap Fund	10505.39	5.05	N.A.	N.A.	N.A.	N.A.	12366.51	18.40	30-Oct-23
	Nifty Small Cap 250 TR Index	10588.73	5.89	N.A.	N.A.	N.A.	N.A.	13371.70	25.99	
	Additional Benchmark Nifty 50 TRI	10957.56	9.58	N.A.	N.A.	N.A.	N.A.	12510.32	19.49	

\*Returns in ₹ show the value of 10,000/- invested for last 6 months, last 1 year, last 3 years, last 5 years and since inception respectively.

CAGR :- Compound annual growth rate

## PERFORMANCE OF FUNDS MANAGED BY MR. SHIV CHANANI (Who Manages Total 5\* Schemes)

S.No	Scheme Name	CAGR%		
		Last 1 Year	Last 3 Years	Last 5 Years
1	Baroda BNP Paribas India Consumption Fund	16.64	16.47	17.98
	NIFTY India Consumption TRI	16.56	18.29	18.31
2	Baroda BNP Paribas Mid Cap Fund	14.87	17.91	22.33
	Nifty Midcap 150 TRI	11.60	21.09	25.37
3	Baroda BNP Paribas Value Fund	5.02	N.A.	N.A.
	Nifty 500 TRI	10.06	N.A.	N.A.

\* Shiv Chanani also manages Baroda BNP Paribas Dividend Yield Fund which has not completed 6 months hence performance has not been disclosed

Where returns are not available for a particular period, they have not been shown .

Past performance may or may not be sustained in future and is not a guarantee of any future returns. Returns do not take into account the load, if any. Returns are for growth option. Different plans shall have a different expense structure. The performance details provided above are for regular/distributor plan.

Data as on January 31, 2025

**PERFORMANCE OF FUNDS MANAGED BY MR. HIMANSHU SINGH (Who Manages Total 5\* Schemes)**

S.No	Scheme Name	CAGR%		
		Last 1 Year	Last 3 Years	Last 5 Years
1	Baroda BNP Paribas India Consumption Fund	16.64	16.47	17.98
	NIFTY India Consumption TRI	16.56	18.29	18.31
2	Baroda BNP Paribas Mid Cap Fund	14.87	17.91	22.33
	Nifty Midcap 150 TRI	11.60	21.09	25.37
3	Baroda BNP Paribas Value Fund	5.02	N.A.	N.A.
	Nifty 500 TRI	10.06	N.A.	N.A.

\* Himanshu Singh also manages Baroda BNP Paribas Dividend Yield Fund which has not completed 6 months hence performance has not been disclosed  
Where returns are not available for a particular period, they have not been shown .

**Past performance may or may not be sustained in future and is not a guarantee of any future returns.** Returns do not take into account the load, if any. Returns are for growth option. Different plans shall have a different expense structure. The performance details provided above are for regular/distributor plan.

**Kindly refer to the table below for fund managers & managing since details:**

Scheme Name	Fund Managers	Managing Fund Since
Baroda BNP Paribas Small Cap Fund	Mr. Shiv Chanani Mr. Himanshu Singh	30-Oct-23 21-Oct-24
Baroda BNP Paribas India Consumption Fund	Mr. Shiv Chanani Mr. Himanshu Singh	13-Jul-22 21-Oct-24
Baroda BNP Paribas Mid Cap Fund	Mr. Shiv Chanani Mr. Himanshu Singh	13-Jul-22 21-Oct-24
Baroda BNP Paribas Value Fund	Mr. Shiv Chanani Mr. Himanshu Singh	07-Jun-23 21-Oct-24

**Baroda BNP Paribas Small Cap Fund**

(An open ended equity scheme predominantly investing in small cap)

<p><b>Baroda BNP Paribas Small Cap Fund</b> (An Open ended Equity Scheme predominantly investing in small cap stocks) <b>This product is suitable for investors who are seeking*:</b></p> <ul style="list-style-type: none"> <li>▶ Long term capital growth.</li> <li>▶ Investment in equity &amp; equity related securities predominantly in small cap stocks.</li> </ul>	<p><b>Scheme Riskometer^^</b> Investors understand that their principal will be at Very High risk.</p>	<p><b>Benchmark (Tier 1) Riskometer^^</b> Benchmark riskometer is at Very High risk.</p>
	<p>^^Riskometer For Scheme: basis it's portfolio. For Benchmark (Nifty Small Cap 250 TRI): basis it's constituents; as on January 31, 2025.</p> <p><b>*Investors should consult their financial advisers if in doubt about whether the product is suitable for them.</b></p>	

**DISCLAIMERS**

**Market Capitalization as per SEBI** - Large Cap: 1st - 100th company, Mid Cap: 101st - 250th company and Small Cap: 251st company onwards in terms of full market capitalization

**Portfolio Positioning, Top 5 Sectors/Stocks** - details contained herein is for general information purposes only and does not indicate assurance of future Scheme performance. The sector(s)/stock(s) mentioned in this document do not constitute any recommendation of the same and Baroda BNP Paribas Mutual Fund may or may not have any future position in these sector(s)/stock(s). Further, the portfolio of the Scheme is subject to changes within the provisions and limitations of Scheme Information Document (SID). For further details on asset allocation, investment strategy and risk factors of the Scheme please refer to SID available on our website ([www.barodabnpparibasmf.in](http://www.barodabnpparibasmf.in)).

**NAV Movement (Rs. 10,000 Invested at Inception)** - All returns are for Regular Plan - Growth Option. **Past performance may or may not be sustained in future and is not a guarantee of any future returns.** Returns do not take into account the load, if any.

\*For detailed Portfolio holdings please refer to the Factsheet <https://www.barodabnpparibasmf.in/downloads/monthly-factsheet>

The risks associated with investments in equities include fluctuations in prices, as stock markets can be volatile and decline in response to political, regulatory, economic, market and stock-specific development etc. Please refer to Scheme Information Document for detailed Risk Factors, asset allocation, investment strategy etc.

The material contained herein has been prepared without regard to the individual financial circumstances and objectives of persons who receive it. This information is meant for general reading purpose only and is not meant to serve as a professional guide for the readers. Except for the historical information contained herein, statements in this publication, which contain words or phrases such as 'will', 'would', etc., and similar expressions or variations of such expressions may constitute 'forward-looking statements'. These forward-looking statements involve a number of risks, uncertainties and other factors that could cause actual results to differ materially from those suggested by the forward-looking statements. BBNPPAMIPL undertakes no obligation to update forward-looking statements to reflect events or circumstances after the date thereof. The words like believe/belief are independent perception of the Fund Manager and do not construe as opinion or advise. Past performance may or may not be sustained in future and is not a guarantee of any future returns. This information is not intended to be an offer to see or a solicitation for the purchase or sale of any financial product or instrument. The information should not be construed as an investment advice and investors are requested to consult their investment advisor and arrive at an informed decision before making investments. Reliance upon information in this material is at the sole discretion of the reader. The Trustee, AMC, Mutual Fund, their directors, officers or their employees shall not be liable in any way for any direct, indirect, special, incidental, consequential, punitive or exemplary damages arising out of the information contained in this document.

BARODA BNP PARIBAS ASSET MANAGEMENT INDIA PVT. LTD.  
Corporate Identity Number (CIN) : U65991MH2003PTC142972

201 (A), 2nd Floor, A Wing, Crescenzo, C-38 & C-39, G-Block, Bandra Kurla Complex, Mumbai 400 051 India.

Call 1800 2670 189 (toll free) | Visit [www.barodabnpparibasmf.in](http://www.barodabnpparibasmf.in)

Mutual Fund investments are subject to market risks, read all scheme related documents carefully.